

Ref:: SD:51/52/11/12::2025-26

08.05.2025

The Vice President BSE Ltd. Phiroze Jeejeebhoy Towers Dalal Street Mumbai - 400 001 Scrip Code: 532483	The Vice President Listing Department National Stock Exchange of India Ltd Exchange Plaza Bandra-Kurla Complex, Bandra [E] Mumbai - 400 051 Scrip Code: CANBK
--	---

Sub: Outcome of Board Meeting - Integrated Filing (Financial) - Audited Financial Results (Standalone & Consolidated) for the Fourth Quarter / Financial Year ended 31.03.2025.

Ref: 1. Regulation 33, 52 and other applicable provisions of SEBI (LODR) Regulations, 2015

2. Prior Intimation Ref:: SD: 40/41/11/12::2025-26 25.04.2025

This is to inform that the Board of Directors of the Bank at its meeting held today 08.05.2025 (Thursday) has considered and approved the following:

1. Audited Financial Results (Standalone and Consolidated) for the Fourth Quarter / Financial Year ended 31.03.2025.
2. Recommended Dividend of Rs. 4/- per equity share (i.e., 200%) of face value of Rs.2/- each to the shareholders for the financial year 2024-25 subject to the approval of Shareholders at the ensuing Annual General Meeting of the Bank.

A copy of the Audited Financial Results (Standalone & Consolidated) is enclosed along with the Report of the Auditors.

Further, we are enclosing the following:

- Declaration on Audit Report with unmodified opinion [Reg. 33(3) of SEBI LODR Regulations]
- NIL Statement of Deviation/variation in utilization of proceeds of issue of equity shares and Non-Convertible Debt Securities for the Quarter ended 31.03.2025.
- Disclosure of Related Party Transactions on consolidated basis, for the Half-Year ended 31.03.2025 [Regulation 23(9) of the SEBI (LODR) Regulations, 2015].
- Security Cover Certificate as on 31.03.2025. [Regulation 54 and 56 of the SEBI (LODR) Regulations, 2015]
- Statement of Cash Flow for the financial year ended 31.03.2025 [Regulation 33(3) of the SEBI (LODR) Regulations, 2015]
- Statement on outstanding Default on Loans and Debt Securities.

The meeting of the Board of Directors commenced at 10.00 a.m. and concluded at 01:10 p.m. The Financial Results are also available in the Bank's website (www.canarabank.com).

This is for your information and records.

Yours faithfully,

SANTOSH KUMAR BARIK
COMPANY SECRETARY

सचिवीय विभाग

प्रधान कार्यालय

112, जे सी रोड, बेंगलूरु - 560002

E-Mail - hosecretarial@canarabank.com

Secretarial Department


Head Office

112 J C Road, Bengaluru - 560002

www.canarabank.com

F +91 80 22248831

T +91 80 22100250

<div>  <div> <div>केनरा बैंक</div> <div>Canara Bank</div> </div> <div> <div>Head Office : Bengaluru</div> <div>STANDALONE SEGMENT REPORTING FOR THE QUARTER AND YEAR ENDED 31ST MARCH 2025</div> </div> </div>					
(₹. in crore)					
BUSINESS SEGMENTS	QUARTER ENDED			YEAR ENDED	
	(AUDITED) 31-03-2025	(REVIEWED) 31-12-2024	(AUDITED) 31-03-2024	(AUDITED) 31-03-2025	(AUDITED) 31-03-2024
(1) Segment Revenue					
a Treasury Operations	7,035.25	7,226.30	6,791.53	27,686.00	24,628.54
b Retail Banking Operations	16,707.05	16,084.69	16,165.11	65,261.71	60,866.82
i) Digital Banking*	1.33	1.20	0.63	4.42	1.55
ii) Other Retail Banking	16,705.72	16,083.49	16,164.48	65,257.29	60,865.27
c Wholesale Banking Operations	13,610.50	12,802.78	11,068.54	49,260.16	42,159.01
d Life Insurance Operation	-	-	-	-	-
e Other Banking Operation	-	-	-	-	-
f Unallocated	-	-	-	-	-
Total	37,352.80	36,113.77	34,025.18	1,42,207.87	1,27,654.37
Less: Inter Segment Revenue	-	-	-	-	-
Income from operations	37,352.80	36,113.77	34,025.18	1,42,207.87	1,27,654.37
(2) Segment Results					
a Treasury Operations	3,047.98	1,750.91	1,310.23	7,839.68	4,659.01
b Retail Banking Operations	3,124.09	3,956.02	4,450.96	15,780.13	16,454.35
i) Digital Banking*	(0.73)	(0.81)	(1.02)	(3.31)	(4.31)
ii) Other Retail Banking	3,124.82	3,956.83	4,451.98	15,783.44	16,458.66
c Wholesale Banking Operations	279.89	(268.56)	(655.55)	(993.14)	(1,408.38)
d Life Insurance Operation	-	-	-	-	-
e Other Banking Operations	-	-	-	-	-
f Unallocated	-	-	-	-	-
Total	6,451.96	5,438.37	4,905.64	22,626.67	19,704.98
Unallocated Income/Expenses (including Provisions and contingencies)	-	-	-	-	-
Total Profit Before tax	6,451.96	5,438.37	4,905.64	22,626.67	19,704.98
Income tax	1,449.30	1,334.17	1,148.41	5,600.00	5,150.65
Net Profit/(Loss)	5,002.66	4,104.20	3,757.23	17,026.67	14,554.33
(3) Segment Assets					
a Treasury Operations	4,67,087.65	4,33,319.10	4,08,277.75	4,67,087.65	4,08,277.75
b Retail Banking Operations	5,92,632.60	5,70,782.16	5,28,695.36	5,92,632.60	5,28,695.36
i) Digital Banking*	47.08	36.36	23.43	47.08	23.43
ii) Other Retail Banking	5,92,585.52	5,70,745.80	5,28,671.93	5,92,585.52	5,28,671.93
c Wholesale Banking Operations	5,57,950.21	5,48,584.50	5,20,333.99	5,57,950.21	5,20,333.99
d Life Insurance Operation	-	-	-	-	-
e Other Banking Operations	-	-	-	-	-
f Unallocated	65,179.14	39,962.58	34,233.62	65,179.14	34,233.62
Total Assets	16,82,849.60	15,92,648.34	14,91,540.72	16,82,849.60	14,91,540.72
(4) Segment Liabilities					
a Treasury Operations	4,19,200.86	3,94,791.27	3,79,860.28	4,19,200.86	3,79,860.28
b Retail Banking Operations	5,79,144.81	5,40,123.10	4,76,773.55	5,79,144.81	4,76,773.55
i) Digital Banking*	25.33	22.07	17.89	25.33	17.89
ii) Other Retail Banking	5,79,119.48	5,40,101.03	4,76,755.66	5,79,119.48	4,76,755.66
c Wholesale Banking Operations	5,50,625.55	5,29,399.42	5,15,776.21	5,50,625.55	5,15,776.21
d Life Insurance Operation	-	-	-	-	-
e Other Banking Operations	-	-	-	-	-
f Unallocated	33,978.27	30,112.70	32,176.08	33,978.27	32,176.08
Total Liabilities	15,82,949.49	14,94,426.49	14,04,586.12	15,82,949.49	14,04,586.12
(5) Capital Employed					
a Treasury Operations	47,886.79	38,527.83	28,417.47	47,886.79	28,417.47
b Retail Banking Operations	13,487.79	30,659.06	51,921.81	13,487.79	51,921.81
i) Digital Banking*	21.75	14.29	5.54	21.75	5.54
ii) Other Retail Banking	13,466.04	30,644.77	51,916.27	13,466.04	51,916.27
c Wholesale Banking Operations	7,324.66	19,185.08	4557.78	7,324.66	4557.78
d Life Insurance Operation	-	-	-	-	-
e Other Banking Operations	-	-	-	-	-
f Unallocated	31,200.87	9,849.88	2,057.54	31,200.87	2,057.54
Total Capital Employed	99,900.11	98,221.85	86,954.60	99,900.11	86,954.60
GEOGRAPHICAL SEGMENTS	QUARTER ENDED			YEAR ENDED	
	(AUDITED) 31-03-2025	(REVIEWED) 31-12-2024	(AUDITED) 31-03-2024	(AUDITED) 31-03-2025	(AUDITED) 31-03-2024
(1) Revenue					
a Domestic	35,657.75	34,308.32	32,344.65	1,35,506.77	1,21,217.24
b International	1,695.05	1,805.45	1,680.53	6,701.10	6,437.13
Total	37,352.80	36,113.77	34,025.18	1,42,207.87	1,27,654.37
(2) Assets					
a Domestic	15,40,299.14	14,63,834.56	13,79,471.64	15,40,299.14	13,79,471.64
b International	1,42,550.46	1,28,813.78	1,12,069.08	1,42,550.46	1,12,069.08
Total	16,82,849.60	15,92,648.34	14,91,540.72	16,82,849.60	14,91,540.72
Notes on Segment Reporting: 1 As per RBI guidelines and in compliance with the applicable Accounting Standards, the Bank has classified "Treasury Operations", "Retail Banking Operations", "Wholesale Banking Operations", "Life Insurance Operations" and "Other Banking Operations" as primary business segments and "Domestic" and "International" as secondary/geographic segments for the purpose of compliance with AS-17 on Segment Reporting issued by ICAI. *As per RBI Circular DOR.AUT.REC.12/22.01.001/2022-23 dated April 7, 2022 on establishment of Digital Banking Units (DBUs), the RBI has prescribed reporting of Digital Banking Segment as a sub-segment of Retail Banking Segment under Accounting Standard -17 "Segment Accounting". The Information about Digital Banking Segment reported as a sub segment of Retail Banking Segment is related to the Digital Banking Units of the Bank. 2 Capital employed for each segment has been allocated proportionate to the assets of the segment. 3 Figures of the previous period have been regrouped/reclassified wherever considered necessary to conform to current period classification.					



(Head Office : Bengaluru)

CONSOLIDATED FINANCIAL RESULTS FOR THE QUARTER AND YEAR ENDED 31ST MARCH 2025


(₹. in Crore)

Sl. No.	PARTICULARS	QUARTER ENDED			YEAR ENDED	
		(AUDITED) 31-03-2025	(REVIEWED) 31-12-2024	(AUDITED) 31-03-2024	(AUDITED) 31-03-2025	(AUDITED) 31-03-2024
1	INTEREST EARNED (a)+(b)+(c)+(d)	31,495.56	30,750.73	29,286.12	1,21,601.11	1,10,518.76
	(a) Interest/discount on advances/bills	22,806.92	22,448.43	20,877.10	87,798.81	78,205.67
	(b) Income on Investments	6,736.78	6,625.17	6,383.35	26,418.99	24,517.19
	(c) Interest on balances with Reserve Bank of India & Other Inter-Bank Funds	1,392.79	1,084.30	1,032.28	4,678.05	4,249.46
	(d) Others	559.08	592.83	993.39	2,705.27	3,546.44
2	Other Income	8,760.62	6,679.17	8,098.02	31,056.77	28,646.18
3	TOTAL INCOME (1+2)	40,256.19	37,429.90	37,384.14	1,52,657.89	1,39,164.94
4	Interest Expended	21,555.96	21,163.40	19,226.09	82,680.68	72,117.59
5	Operating Expenses (i)+(ii)	10,293.58	8,353.15	10,714.31	38,188.56	37,336.86
	(i) Employees Cost	5,008.73	4,648.91	4,649.75	18,605.76	17,112.27
	(ii) Other Operating Expenses (All items exceeding 10% of the total expenditure excluding interest expenditure may be shown separately)	5,284.84	3,704.24	6,064.56	19,582.79	20,224.59
6	TOTAL EXPENSES ((4+5) excluding Provisions & Contingencies)	31,849.53	29,516.55	29,940.40	1,20,869.23	1,09,454.45
7	Operating Profit before Provisions and Contingencies (3-6)	8,406.66	7,913.35	7,443.74	31,788.66	29,710.49
8	Provisions (Other than Tax) and Contingencies #	1,830.73	2,398.80	2,483.68	8,763.64	9,710.93
	of which provisions for Non-performing assets	2,849.35	1,982.82	2,282.11	9,590.62	9,007.35
9	Exceptional items	-	-	-	-	-
10	Profit (+) / Loss (-) from Ordinary Activities before tax (7-8-9)	6,575.93	5,514.55	4,960.06	23,025.02	19,999.56
11	Tax expense	1,478.48	1,353.55	1,166.85	5,689.03	5,217.20
12	Net Profit (+) / Loss (-) from Ordinary Activities after tax (10-11)	5,097.45	4,161.00	3,793.21	17,335.99	14,782.36
13	Extraordinary items (net of tax expense)	-	-	-	-	-
14	Net Profit (+) / Loss (-) for the period (12-13)	5,097.45	4,161.00	3,793.21	17,335.99	14,782.36
15	Add: Share of Earnings in Associates	13.78	94.68	197.49	355.91	618.56
16	Less: Minority Interest	41.04	41.52	38.94	152.28	122.35
17	Net Profit (+) / Loss(-) after Minority Interest (14+15-16)	5,070.19	4,214.16	3,951.76	17,539.62	15,278.57
18	Paid up Equity Share Capital (Face Value of each share-Rs.10/-)	1,814.13	1,814.13	1,814.13	1,814.13	1,814.13
19	Reserves excluding Revaluation Reserves				97,152.80	81,200.60
20	Analytical Ratios					
	(i) Percentage of shares held by Government of India	62.93%	62.93%	62.93%	62.93%	62.93%
	(ii) Capital Adequacy Ratio - Basel III	16.39%	16.49%	16.33%	16.39%	16.33%
	(a) Common Equity Tier I Ratio	12.09%	12.03%	11.65%	12.09%	11.65%
	(b) Additional Tier 1 Ratio	2.34%	2.58%	2.36%	2.34%	2.36%
	(iii) Earnings per Share (EPS) *					
	a) Basic and diluted EPS before Extraordinary items (net of tax expense) for the period, for the year to date and for the previous year (Quarter numbers are not annualised)	5.59	4.65	21.78	19.34	84.22
	b) Basic and diluted EPS after Extraordinary items (net of tax expense) for the period, for the year to date and for the previous year (Quarter numbers are not annualised)	5.59	4.65	21.78	19.34	84.22
	(iv) NPA Ratios					
	(a) Amount of Gross Non Performing Assets	31,548.32	35,084.28	40,657.18	31,548.32	40,657.18
	(b) Amount of Net Non Performing Assets	7,356.95	9,087.15	11,831.26	7,356.95	11,831.26
	(c) Percentage of Gross Non Performing Assets	2.94%	3.34%	4.23%	2.94%	4.23%
	(d) Percentage of Net Non Performing Assets	0.70%	0.89%	1.27%	0.70%	1.27%
	(v) Return on Assets (Annualised)	1.23%	1.03%	1.05%	1.09%	1.03%

* Earning per share (EPS) is computed by considering face value of ₹2/share in quarter & year ended Mar'25 and quarter ended Dec'24. EPS would be ₹27.95 and ₹96.70 without considering stock split for the quarter & year ended Mar'25 respectively and ₹23.25 for quarter ended Dec'24.

Due to reversal of provision on Security receipts, total provision is appearing lower than NPA Provision for the period & quarter ended 31.03.2025.



<div>  </div>					
(Head Office : Bengaluru)					
CONSOLIDATED SEGMENT REPORTING FOR THE QUARTER AND YEAR ENDED 31 ST MARCH 2025					
(₹. in crore)					
BUSINESS SEGMENTS	QUARTER ENDED			YEAR ENDED	
	(AUDITED) 31-03-2025	(REVIEWED) 31-12-2024	(AUDITED) 31-03-2024	(AUDITED) 31-03-2025	(AUDITED) 31-03-2024
(1) Segment Revenue					
a Treasury Operations	7,035.25	7,226.30	6,791.53	27,686.00	24,628.54
b Retail Banking Operations	16,643.65	16,046.78	16,421.08	64,972.82	60,870.89
i) Digital Banking*	1.33	1.20	0.83	4.42	1.55
ii) Other Retail Banking	16,642.32	16,045.58	16,420.45	64,968.40	60,869.34
c Wholesale Banking Operations	13,557.99	12,769.21	11,246.54	49,042.10	42,161.81
d Life Insurance Operation	3,019.30	1,387.61	2,924.99	10,956.97	11,503.70
e Other Banking Operation	-	-	-	-	-
f Unallocated	-	-	-	-	-
Total	40,256.19	37,429.90	37,384.14	1,52,657.89	1,39,164.94
Less: Inter Segment Revenue	-	-	-	-	-
Income from operations	40,256.19	37,429.90	37,384.14	1,52,657.89	1,39,164.94
(2) Segment Results					
a Treasury Operations	3,047.98	1,750.91	1,310.22	7,839.68	4,659.00
b Retail Banking Operations	3,171.14	3,976.83	4,492.03	15,931.70	16,652.59
i) Digital Banking*	(0.73)	(0.81)	(1.02)	(3.31)	(4.31)
ii) Other Retail Banking	3,171.87	3,977.64	4,493.05	15,935.01	16,656.90
c Wholesale Banking Operations	317.55	(250.74)	(865.28)	(878.74)	(1425.35)
d Life Insurance Operation	39.26	37.55	23.09	132.38	113.32
e Other Banking Operations	-	-	-	-	-
Total	6,575.93	5,514.55	4,960.06	23,025.02	19,999.56
Unallocated Income/Expenses (including Provisions and contingencies)	-	-	-	-	-
Total Profit Before tax	6,575.93	5,514.55	4,960.06	23,025.02	19,999.56
Income tax	1,478.48	1,353.55	1,166.85	5,689.03	5,217.20
Net Profit/(Loss)	5,097.45	4,161.00	3,793.21	17,335.99	14,782.36
ADD: Share of Earnings in Associates	13.78	94.68	197.49	355.91	618.56
Less: Minority Interest	41.04	41.52	38.94	152.28	122.35
Consolidated Profit (+) / Loss(-) after Minority Interest	5,070.19	4,214.16	3,951.76	17,539.62	15,278.57
(3) Segment Assets					
a Treasury Operations	4,67,087.65	4,33,319.10	4,08,277.75	4,67,087.65	4,08,277.75
b Retail Banking Operations	5,92,632.60	5,70,782.16	5,28,695.36	5,92,632.60	5,28,695.36
i) Digital Banking*	47.08	36.36	23.43	47.08	23.43
ii) Other Retail Banking	5,92,585.52	5,70,745.80	5,28,671.93	5,92,585.52	5,28,671.93
c Wholesale Banking Operations	5,57,950.21	5,48,584.50	5,20,333.99	5,57,950.21	5,20,333.99
d Life Insurance Operation	42,914.28	41,198.08	38,750.83	42,914.28	38,750.83
e Other Banking Operations	-	-	-	-	-
f Unallocated	70,106.60	44,948.31	38,959.71	70,106.60	38,959.71
Total Assets	17,30,691.34	16,38,832.15	15,35,017.64	17,30,691.34	15,35,017.64
(4) Segment Liabilities					
a Treasury Operations	4,19,200.86	3,94,791.27	3,79,860.28	4,19,200.86	3,79,860.28
b Retail Banking Operations	5,79,144.81	5,40,123.10	4,76,773.55	5,79,144.81	4,76,773.55
i) Digital Banking*	25.33	22.07	17.89	25.33	17.89
ii) Other Retail Banking	5,79,119.48	5,40,101.03	4,76,755.66	5,79,119.48	4,76,755.66
c Wholesale Banking Operations	5,50,625.55	5,29,399.42	5,15,776.21	5,50,625.55	5,15,776.21
d Life Insurance Operation	41,397.42	39,713.31	37,331.95	41,397.42	37,331.95
e Other Banking Operations	-	-	-	-	-
f Unallocated	33,716.15	29,931.09	32,141.97	33,716.15	32,141.97
Total Liabilities	16,24,084.79	15,33,958.19	14,41,883.96	16,24,084.79	14,41,883.96
(5) Capital Employed					
a Treasury Operations	47,886.79	38,527.83	28,417.47	47,886.79	28,417.47
b Retail Banking Operations	13,487.79	30,659.06	51,921.81	13,487.79	51,921.81
i) Digital Banking*	21.75	14.29	5.54	21.75	5.54
ii) Other Retail Banking	13,466.04	30,644.77	51,916.27	13,466.04	51,916.27
c Wholesale Banking Operations	7,324.68	19,185.08	4,557.78	7,324.68	4,557.78
d Life Insurance Operation	1,516.86	1,484.77	1,418.88	1,516.86	1,418.88
e Other Banking Operations	-	-	-	-	-
f Unallocated	36,390.45	15,017.22	6,817.74	36,390.45	6,817.74
Total Capital Employed	1,06,606.55	1,04,873.96	93,133.68	1,06,606.55	93,133.68
GEOGRAPHICAL SEGMENTS	QUARTER ENDED			YEAR ENDED	
	(AUDITED) 31-03-2025	(REVIEWED) 31-12-2024	(AUDITED) 31-03-2024	(AUDITED) 31-03-2025	(AUDITED) 31-03-2024
(1) Revenue					
a Domestic	38,555.91	35,618.32	35,695.38	1,45,931.19	1,32,696.85
b International	1,700.28	1,811.58	1,688.76	6,726.70	6,468.09
Total	40,256.19	37,429.90	37,384.14	1,52,657.89	1,39,164.94
(2) Assets					
a Domestic	15,88,040.64	15,09,914.78	14,22,643.35	15,88,040.64	14,22,643.35
b International	1,42,650.71	1,28,917.37	1,12,374.29	1,42,650.71	1,12,374.29
Total	17,30,691.35	16,38,832.15	15,35,017.64	17,30,691.35	15,35,017.64
<p>1 Notes on Segment Reporting: As per RBI guidelines and in compliance with the applicable Accounting Standards, the Bank has classified "Treasury Operations", "Retail Banking Operations", "Wholesale Banking Operations", "Life Insurance Operations" and "Other Banking Operations" as primary business segments and "Domestic" and "International" as secondary/geographic segments for the purpose of compliance with AS-17 on Segment Reporting issued by ICAI.</p> <p>*As per RBI Circular DOR.AUT.REC.12/22.01.001/2022-23 dated April 7, 2022 on establishment of Digital Banking Units (DBUs), the RBI has prescribed reporting of Digital Banking Segment as a sub-segment of Retail Banking Segment under Accounting Standard -17 "Segment Accounting". The information about Digital Banking Segment reported as a sub segment of Retail Banking Segment is related to the Digital Banking Units of the Bank.</p> <p>2 Capital employed for each segment has been allocated proportionate to the assets of the segment.</p> <p>3 Figures of the previous period have been regrouped/reclassified wherever considered necessary to conform to current period classification.</p>					



(Head Office: Bengaluru)

STATEMENT OF ASSETS AND LIABILITIES				
(₹. in crore)				
PARTICULARS	Standalone		Consolidated	
	As on 31.03.2025 (AUDITED)	As on 31.03.2024 (AUDITED)	As on 31.03.2025 (AUDITED)	As on 31.03.2024 (AUDITED)
CAPITAL AND LIABILITIES				
CAPITAL	1814.13	1814.13	1814.13	1814.13
RESERVES AND SURPLUS	98085.98	85140.46	103602.63	90319.10
MINORITY INTEREST	-	-	1189.80	1000.43
DEPOSITS	1456883.18	1312366.61	1456495.03	1312242.47
BORROWINGS	89665.12	57592.28	89665.12	57537.56
OTHER LIABILITIES AND PROVISIONS	36401.19	34627.24	77924.64	72103.95
TOTAL	1682849.60	1491540.72	1730691.35	1535017.64
ASSETS				
CASH & BALANCES WITH RESERVE BANK OF INDIA	89998.57	71068.18	90047.68	71134.88
BALANCES WITH BANKS AND MONEY AT CALL AND SHORT NOTICE	115341.61	79691.54	115842.43	80029.81
INVESTMENTS	380343.40	357454.42	426188.44	399207.00
ADVANCES	1049155.02	931612.83	1049332.06	931786.58
FIXED ASSETS	10215.15	12228.17	10301.59	12330.96
OTHER ASSETS	37795.85	39485.58	38979.15	40528.41
TOTAL	1682849.60	1491540.72	1730691.35	1535017.64



Notes forming part of Standalone and Consolidated Financial Results for the quarter and year ended 31.03.2025.

1. The above financial results have been reviewed by the Audit Committee of the Board and approved by the Board of Directors in their respective meetings held on 08.05.2025. The results have been audited by the Statutory Central Auditors of the Bank and are in compliance with the guidelines issued by the Reserve Bank of India and as per the requirements of SEBI (Listing Obligations and Disclosure Requirements) Regulations, 2015 as amended.
2. The above financial results for the quarter and year ended 31.03.2025 have been arrived at after considering Provision for Standard Assets, Non-performing Assets, Restructured Assets, Stressed Sector Accounts, Unhedged Foreign Currency Exposure, Income tax, Deferred tax, Depreciation/Amortization on Investments and Fixed Assets, Employee Benefits, Other necessary Provisions and Contingencies as per RBI's specific directions, judicial pronouncements and applicable Accounting Standards issued by the Institute of Chartered Accountants of India.

The Bank has applied its significant accounting policies in the preparation of these financial results that are consistent with those followed in the annual financial statements for the year ended 31.03.2024 except for the changes required on account of classification and valuation of Investments which is as per the master direction No RBI/DOR/2023-24/104 DOR.MRG.36/21.04.141/2023-24 on classification, valuation and operation of Investment Portfolio of Commercial Banks (Directions), 2023 issued by Reserve Bank of India dated 12.09.2023 applicable from 01.04.2024. Consequently, in terms of transitional guidelines, the Bank has recognized a net gain of ₹1748.21 Crores (net of tax) as on 01.04.2024 which has been credited to General Reserve. Further, during the year ended 31.03.2025 the Bank has also recognized net gain of ₹404.34 Crores (net of tax) which is credited to Available For Sale (AFS) Reserve in compliance to the RBI Directions.

Accordingly, the impact of revised framework for period prior to transition date is not ascertainable, as a result, the income/expenditure from investment for the quarter and the financial year ended 31.03.2025 are not comparable with the figures for the quarter and financial year ended 31.03.2024.

3. The consolidated financial results are prepared in accordance with Accounting Standard 21 on "Accounting for Consolidated Financial Statements", Accounting Standard 23 on "Accounting for Investment in Associates", using equity method for associates and proportionate method for subsidiaries and Accounting Standard 27 on "Financial Reporting of Interest in Joint Ventures" issued by the Institute of Chartered Accountants of India and guidelines issued by the RBI.



(Head Office: Bengaluru)

4. In accordance with SEBI regulations, for the purpose of consolidated financial results for quarter and year ended 31.03.2025, minimum eighty percent (80%) of each of consolidated revenue, assets and profits have been subjected to audit.
5. The Consolidated Financial Statement (CFS) of the Group comprises the results of the following 9 (Nine) Subsidiaries, 5 (Five) Associates including 4 (Four) Regional Rural Bank (RRBs).

SI No	Name of Company	Type of Incorporation	Country of Incorporation	Percentage of Ownership Interest
1	Canbank Venture Capital Fund Ltd	Subsidiary	India	100%
2	Canbank Financial Services Ltd	Subsidiary	India	100%
3	Canara Bank Securities Ltd	Subsidiary	India	100%
4	Canbank Factors Ltd	Subsidiary	India	70%
5	Canbank Computer Services Ltd	Subsidiary	India	69.14%
6	Canara Robeco Asset Management Company Ltd	Subsidiary	India	51%
7	Canara HSBC Life Insurance Company Ltd	Subsidiary	India	51%
8	Canara Tanzania Ltd (Formerly Canara Bank Tanzania Ltd) (In Liquidation) **	Subsidiary	Tanzania	100%
9	CRMF Trustee Private Limited (From Nov 2024)	Subsidiary	India	51%
10	Canfin Homes Ltd	Associate	India	29.99%
11	Karnataka Gramin Bank	Associate	India	35%
12	Kerala Gramin Bank	Associate	India	35%
13	Andhra Pragati Grameena Bank	Associate	India	35%
14	Karnataka Vikas Grameena Bank	Associate	India	35%

** Canara Tanzania Ltd (In Liquidation) (CTL), a wholly owned subsidiary of the Bank has transferred its major assets and liabilities to M/s Exim Bank Tanzania Ltd and surrendered the license. Thereafter the company CTL has started the process of liquidation.

- 5.1. Higher Education Financing Agency (HEFA) is a joint venture of Ministry of Human Resource Development (MHRD), Government of India (90.91%) and Canara Bank (9.09%) for financing towards creation of capital assets in premier educational institutions in India. HEFA is registered under Section 8 (Not-for-



profit) under the Companies Act 2013 as a Government company and as Non-deposit taking NBFC registered with RBI. Since there is no right over the profits of Section 8 Company and considering the long term restrictions over transfer of funds by HEFA, the financials of the HEFA has not been considered in Consolidated Financial Statements of the Bank.

- 5.2. Vide letter No. CGH-DL-E-07042025-262329 dated 07.04.2025, Department of Financial Services, Ministry of Finance, Government of India has proposed amalgamation of Regional Rural Banks (RRBs) under the concept "One State-One RRB" w.e.f. 01.05.2025. The Bank's investments in these RRBs are included in its financial statements as at 31st March 2025. Details of the amalgamation of RRBs sponsored by our Bank are as under:

State	Transferor RRB	Sponsor Bank of Transferor RRB	Amalgamated RRB	Sponsor Bank of transferee RRBs
Andhra Pradesh	Andhra Pragathi Grameena Bank	Canara Bank	Andhra Pradesh Grameena Bank	Union Bank of India
Karnataka	Karnataka Vikas Grameena Bank	Canara Bank	Karnataka Grameena Bank	Canara Bank
	Karnataka Gramin Bank			

6. As per RBI Letters No DBR.No.BP.15199/21.04.048/2016-17 and DBR. No.BP.BC.1941/21.04.048/2017-18 dated June 23,2017 and August 28, 2017 respectively, for the accounts covered under the provisions of Insolvency and Bankruptcy Code (IBC), the Bank is holding total provision of ₹4936.11 crore (100% of total outstanding of ₹4936.11 crore) as on 31.03.2025.
7. Based on the available financial statements and the declaration from borrowers, the Bank has estimated the liability towards Unhedged Foreign Currency Exposure to their constituents in terms of RBI Circular DOR.MRG.REC.76/00-00-007/2022-23 dated 11.10.2022 and holds a provision of ₹32.47 Crore as on 31.03.2025.
8. In terms of RBI circular no. DOR.AUT.REC.12/22.01.001 /2022-23 dated April 7, 2022 on establishment of Digital Banking Units (DBUs) and reporting of Digital Banking Segment as a sub-segment of Retail Banking Segment under Accounting Standard - 17 "Segment Reporting", Bank has reported Digital Banking Segment as a sub-segment of Retail Banking Segment.



9. Details of Priority Sector Lending Certificate (PSLC) purchased and sold are as under:

Particulars	Units (in numbers)	Commission Paid/Earned (₹ in crore)
PSLC-Purchased		
During Q4	NIL	NIL
Cumulative FY 2024-25	NIL	NIL
PSLC-Sold		
During Q4	24000	130.79
Cumulative FY 2024-25	302800	1546.60

10. Provision Coverage Ratio of the Bank as on 31.03.2025 is 92.70% on standalone basis.

11. In accordance with the RBI guidelines, the Banks are required to make consolidated Pillar 3 disclosures including Leverage Ratio, Liquidity Coverage Ratio and Net Stable Funding Ratio (NSFR) under the Basel III framework. These disclosures will be made available at the following link at our Bank's website "www.canarabank.com".

"https://canarabank.com/User_page.aspx?menulevel=5&menuid=5&CatID=7".

These disclosures have not been subjected to audit by the auditors.

12. Details of loans transferred /acquired during the year ended 31.03.2025 under the RBI Master Direction on transfer of loan exposures dated 24.09.2021 are given below:

12.1. Details of loan transferred/acquired not in default during the year ended 31.03.2025 are as under.

Particulars	Agriculture	Retails	MSME	Corporate/ Others
Mode of Acquisition	None	Co- Lending	Co-Lending Assignment	None
Aggregate Outstanding (Rs in crore)	NA	12.68	111.05	NA
Weighted Average Holding Period (In months)		1.75	8.69	
Retention of Beneficial Economic Interest		HL-20%	20%	
Coverage of tangible security coverage (%)		217.37	170.91%	
Rating Wise Distribution of Rated Loans		See Note (#)	See Note (#)	

#The loans transferred/acquired are not rated as these are to non-corporate borrower.



- 12.2. The Bank has not acquired any Stressed Loans (NPAs)/ Special Mentioned Accounts (SMA) during the year ended 31.03.2025.
- 12.3. Details of Stressed Loans (NPAs) transferred during the year ended 31.03.2025.

(₹ in Crore)

Particulars	To ARCs	To permitted Transferees	To Other Transferees (Please Specify)
No of Accounts	12	NIL	
Aggregate principal outstanding of loans transferred	1886.82		
Weighted average residual tenor of the loans transferred	NIL		
Net book value of the loans transferred (at the time of transfer)	1886.82		
Aggregate consideration	1786.91		
Additional consideration realized in respect of accounts transferred in earlier years	NIL		

- 12.4. Distribution of the SRs held by the Bank across the various categories of Recovery Ratings assigned to such SRs by the credit rating agencies as on 31.03.2025 is given as under:

Recovery Rating Band	Book Cost (₹. in crore)
RR1	580.06
RR1+	90.78
RR2	99.00
RR3	6.95
RR4	0.00
RR5	90.73
NR	1077.22
Rating Withdrawn	52.69
Total	1997.43

- 12.5. Quantum of excess provision reversed to the P & L account on account of sale of stressed loans: ₹1463.06 Cr.
- 12.6. As per RBI circular RBI/DOR/2024-25/135 DOR.STR.REC.72/21.04.048/ 2024-25 March 29, 2025; on guidelines for government-guaranteed security Receipts, banks are permitted to reverse any excess provision to the profit and loss Account in the year of transfer of loan to Asset reconstruction company (ARC) for the value higher than the net book value (NBV), provided the consideration consists solely of cash and SRs



guaranteed by the Government of India. Such SRs shall be valued periodically by reckoning the Net Asset Value (NAV) declared by the ARC based on the recovery ratings received for such instruments. In Q4FY25, the Bank has reversed excess provision of ₹1724.38 crores to the Profit and Loss Account held on loans transferred to NARCL. Further the Bank has accounted unrealised gain in the Profit & Loss account amounting to Rs 97.02 crore on account of fair valuation of Security Receipts guaranteed by Government as on 31.03.2025.

13. As per the RBI Circular DBR. No. BP. BC. 45/21.04.048/2018-19 dated 07.06.2019 on prudential framework for Resolution of Stressed Assets, Bank holds an additional provision of ₹430.76 crores in 9 accounts as detailed below.

(₹.in crore)

Amount of loans impacted by RBI Circular (a)	Amount of loans to be classified as NPA (b)	Amount of loans as on 31.03.2025 out of (b) classified as NPA (c)	Provision held as on 31.03.2024 (d)	Additional provision/ (Reversal) made during year ended 31.03.2025 (e)	Provision held as on 31.03.2025 (f)
4726.05	4726.05	4726.05	832.11	(401.35)	430.76

14. During the year ended 31.03.2025, Bank has issued Basel III Compliant Additional Tier I Bonds aggregating to ₹3000 Crore and Tier II Bonds of ₹4000 Crore through private placement and redeemed of ₹4150 Crore Basel III Compliant Tier II Bonds and ₹1500 Crore Additional Tier I Bonds due to maturity.
15. The current tax expenses and deferred tax expenses are determined in accordance with the provisions of the Income Tax Act, 1961 and as per the Accounting Standard 22-"Accounting for Taxes on Income" issued by the Institute of Chartered Accountants of India respectively after taking into account taxes paid at the foreign offices, which are based on the tax laws of respective jurisdictions.
16. In accordance with RBI circular no. DBR.No.BP. BC.18/21.04.048/2018-19 dated 01.01.2019, DOR.No.BP.BC.34/21.4.048/2019-20 dated 11.02.2020 and DOR.No. BP.BC/4/ 21.04.048/ 2020-21 dated 06.08.2020, on "Relief for MSME borrowers either exempted or registered under Goods and Service Tax (GST)", the details of MSME Restructured Accounts as on 31.03.2025 is as under:

Number of Accounts Restructured	Amount as on 31.03.2025 (₹. in crore)
11852	824.05



(Head Office: Bengaluru)

17. Details of resolution plan implemented under Resolution Framework for Covid 19 related stress as per RBI Circular dated 06.08.2020 (RF 1.0) and 05.05.2021(RF 2.0) as on 31.03.2025 are given below.

(₹. in crore)

Type of Borrower	Exposure to accounts classified as Standard consequent to implementation of resolution plan – Position as at the end of the previous half-year (A)	Of (A), aggregate debt that slipped into NPA during the half-year	Of (A) amount written off during the half-year	Of (A) amount paid by the borrowers during the half-year	Exposure to accounts classified as Standard consequent to implementation of resolution plan – Position as at the end of this half-year
Personal Loan	6730.66	160.21	0	861.17	6007.30
Corporate Persons*	729.65	0	0	347.07	382.58
MSMEs	2093.81	84.08	0	438.59	1597.96
Others	603.15	18.23	0.02	104.08	498.37
Total	10157.27	262.52	0.02	1750.91	8486.21

* As defined in Section 3(7) of the Insolvency and Bankruptcy Code 2016.

18. As per RBI Master Direction No RBI/DOR/2021-22/83 DOR.ACC. REC.No.45/21.04.018/2021-22 dated 30.08.2021 (updated as on 01.04.2024) on financial statements -Presentation and Disclosures, divergence in the asset classification and provisioning, Banks should disclose divergences, if either or both of the following conditions are satisfied:

- the additional provisioning for NPAs assessed by RBI as part of its supervisory process exceeds five per cent of the reported profit before provisions and contingencies for the reference period, and
- the additional Gross NPAs identified by RBI as part of its supervisory process exceed five percent of the reported incremental Gross NPAs for the reference period.

Divergences are within threshold limits in the Bank as specified above. Hence, no disclosure is required with respect to RBI's annual supervisory process for FY 2024-25.

19. There were three borrower accounts having an aggregate exposure of ₹13.42 crore, where resolution plans had been implemented under RBI's Resolution Framework 1.0 dated August 6, 2020 and as modified under RBI's Resolution Framework 2.0 dated May 5, 2021.



20. During the year ended 31.03.2025, the Reserve Bank of India has levied / imposed a penalty of ₹1,63,60,000/- (Rupees One Crore Sixty-Three Lakh Sixty Thousand only) for non-compliance with certain directions issued by them & the same was paid to RBI.

21. Other income includes profit/loss on sale of assets, profit/loss on revaluation of investments (net), earnings from foreign exchange and derivative transactions, recoveries from accounts previously written off, dividend income etc.

22. As per RBI Master direction no. RBI/DOR/ 2021-22/ 83 DOR. ACC. REC. No. 45/21.04.018/2021-22 dated 30.08.2021(Updated as on 01.04.2024), the details of the item under Schedule 14 i.e. Other Income exceeding 1% of the total Income are as under:

For year ended 31.03.2025	Item under the Subhead/ Head	₹. in Crore	%
Any Item under the subhead "Miscellaneous Income under the head "Schedule 14- Other Income" exceeds one percent of the total income.	Write Back in Technical Written Off Accounts	6757.97	4.75%
	Other Misc Income (mainly PSLC Commission)	4898.41	3.44%
	Service Charges	3161.97	2.22%
	Commission on Card Services	1803.92	1.27%

23. Number of Investors' complaints received and disposed-off during the quarter ended 31.03.2025.

i)	Pending at the beginning of the quarter	NIL
ii)	Received during the quarter	45
iii)	Resolved during the quarter	45
iv)	Lying unresolved at the end of the quarter	NIL

24. The Board has recommended dividend @ 200% i.e. ₹4/- per share (Face Value of ₹2/- per share) for the Financial Year 2024-25 subject to requisite approval from Shareholders.



(Head Office: Bengaluru)

25. Figures for the corresponding periods have been regrouped/reclassified wherever considered necessary. The figures of the last quarter in each of the financial years are the balancing figures between audited figures in respect of the full financial year and the published year to date figures up to the end of the third quarter of the respective financial year.



ANJANEYULU CHERUKURI
DIVISIONAL MANAGER



SHEIKH MOHD. WASEEM
DIVISIONAL MANAGER



DEEPAK KUMAR JENA
ASSISTANT GENERAL MANAGER



MOHD. MOIN
ASSISTANT GENERAL MANAGER



AMIT MITTAL
GENERAL MANAGER & GCFO



S K MAJUMDAR
EXECUTIVE DIRECTOR



BHAVENDRA KUMAR
EXECUTIVE DIRECTOR



HARDEEP SINGH AHLUWALIA
EXECUTIVE DIRECTOR



DEBASHISH MUKHERJEE
EXECUTIVE DIRECTOR



K. SATYANARAYANA RAJU
MANAGING DIRECTOR & CHIEF EXECUTIVE OFFICER



VIJAY SRIRANGAN
CHAIRMAN

PARSHANT KUMAR GOYAL
DIRECTOR

ROHIT DAS
DIRECTOR


 BIMAL PRASAD SHARMA
DIRECTOR



ABHA SINGH YADUVANSHI
DIRECTOR



HEMANT BUCH
DIRECTOR

NALINI PADMANABHAN
DIRECTOR

(Head Office: Bengaluru)


For K VENKATACHALAM AIYER & CO
CHARTERED ACCOUNTANTS
FRN : 004610S



(A GOPALAKRISHNAN)
PARTNER
MEMBERSHIP NO: 018159



For RODI DABIR & CO
CHARTERED ACCOUNTANTS
FRN : 108846W



(RUSHIKESH VILAS DESHPANDE)
PARTNER
MEMBERSHIP NO: 114113



For ABARNA & ANANTHAN
CHARTERED ACCOUNTANTS
FRN : 000003S



(S. ANANTHAN)
PARTNER
MEMBERSHIP NO: 026379



For S R GOYAL & CO
CHARTERED ACCOUNTANTS
FRN : 001537C



(AJAY KUMAR ATOLIA)
PARTNER
MEMBERSHIP NO: 077201



For M C BHANDARI & CO
CHARTERED ACCOUNTANTS
FRN : 303002E



(AMIT BISWAS)
PARTNER
MEMBERSHIP NO: 052296




Place: Bengaluru
Date: 08.05.2025

HEAD OFFICE, BENGALURU

STANDALONE CASH FLOW STATEMENT FOR THE PERIOD ENDED 31.03.2025

Particulars	(Rs in Crore)	
	31-03-2025 (AUDITED)	31-03-2024 (AUDITED)
CASH FLOW FROM OPERATING ACTIVITIES		
NET PROFIT AFTER TAX	17026.67	14554.33
ADD: PROVISION FOR TAX (INCL PROVISION FOR DEFERRED TAX)	5600.00	5150.65
NET PROFIT BEFORE TAX	22626.67	19704.98
ADJUSTMENTS FOR:		
Depreciation	837.19	868.93
(Profit)/Loss on revaluation of Investments	(400.93)	(501.75)
Provision for NPAs	9,586.44	9,005.21
Provision for Standard assets	336.13	231.19
Interest paid on bonds	2,685.24	2,560.52
Provision for contingencies and others	(68.29)	(439.72)
(Profit) / Loss on sale of Fixed Assets	(2.27)	(16.31)
Income from Investment in subsidiaries, JVs, etc	(115.38)	(94.92)
Provision for Non Performing Investments	(1,090.70)	910.92
SUB TOTAL	11,767.45	12,524.07
ADJUSTMENTS FOR:		
(Increase)/ Decrease in Investments	(17,993.74)	(38,779.84)
(Increase)/ Decrease in Advances	(1,27,128.63)	(1,09,820.10)
Increase/ (Decrease) in Borrowings	29,972.84	(1,400.51)
Increase/ (Decrease) in Deposits	1,44,516.56	1,33,148.01
(Increase)/ Decrease in Other Assets	(571.04)	2,556.26
Increase/ (Decrease) in Other Liabilities and Provisions	798.60	(850.03)
SUB TOTAL	29,594.60	(15,146.21)
LESS: NET INCOME TAX (PAID) / REFUND	(4,042.16)	(2,828.72)
NET CASH GENERATED FROM OPERATING ACTIVITIES (A)	59,946.56	14,254.12
CASH FLOW FROM INVESTING ACTIVITIES		
Income from investment in subsidiaries and/or JVs	115.38	94.91
Investment in JVs, Subsidiaries, etc	(527.03)	(45.73)
Net inflow/ outflow from sale/ purchase of fixed assets	(1,448.46)	(1,132.31)
NET CASH GENERATED FROM INVESTING ACTIVITIES (B)	(1,860.12)	(1,083.13)
CASH FLOW FROM FINANCING ACTIVITIES		
Payment of interest on bonds	(2,685.24)	(2,560.52)
Fresh issue of bonds including sub-ordinated debts	7,000.00	3,403.00
Redemption of bonds including sub-ordinated debts	(4,900.00)	(2,500.00)
Payment of Dividend of Previous Year	(2,920.75)	(2,176.95)
Fresh issue of capital & security premium	-	-
NET CASH GENERATED FROM FINANCING ACTIVITIES (C)	(3,505.99)	(3,834.47)
NET INCREASE/ (DECREASE) IN CASH AND CASH EQUIVALENTS (A+B+C+D)	54,580.45	9,336.52
OPENING CASH AND CASH EQUIVALENTS	1,50,759.72	1,41,423.20
CLOSING CASH AND CASH EQUIVALENTS	2,05,340.18	1,50,759.72




Confidential


NOTES TO CASH FLOW STATEMENT:


1. The Cash Flow Statement has been prepared under the Indirect Method (AS-3) and figures has been re-grouped wherever considered necessary


2. Cash and Cash equivalents includes Cash on hand, Balance with RBI & Other Banks and Money at Call and Short Notice:

Components of Cash & Cash Equivalents	31-03-2025 (AUDITED)	31-03-2024 (AUDITED)
Cash & Balance with RBI	89,998.57	71,068.18
Balances with Banks and Money at Call and Short Notice	1,15,341.61	79,691.54
Total	2,05,340.18	1,50,759.72

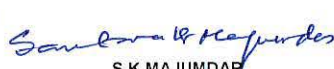

ANJANEYULU CHERUKURI
DIVISIONAL MANAGER



SHEIKH MOHD.WASEEM
DIVISIONAL MANAGER


DEEPAK KUMAR JENA
ASST GENERAL MANAGER


MOHD MOIN
ASST GENERAL MANAGER


AMIT MITTAL
GENERAL MANAGER & GCFO


S K MAJUMDAR
EXECUTIVE DIRECTOR


BHAVENDRA KUMAR
EXECUTIVE DIRECTOR


HARDEEP SINGH AHLUWALIA
EXECUTIVE DIRECTOR


DEBASHISH MUKHERJEE
EXECUTIVE DIRECTOR



K SATYANARAYANA RAJU
MANAGING DIRECTOR & CHIEF EXECUTIVE OFFICER


VIJAY SRIRANGAN
CHAIRMAN

PARSHANT KUMAR GOYAL
DIRECTOR

ROHIT DAS
DIRECTOR


BIMAL PRASAD SHARMA
DIRECTOR


ABHA SINGH YADUVANSHI
DIRECTOR


HEMANTH BUCH
DIRECTOR

NALINI PADMAMABHAN
DIRECTOR

AS PER OUR REPORT OF EVEN DATE

For K VENKATACHALAM AIYER & CO
CHARTERED ACCOUNTANTS
FRN : 004610S


For RODI DABIR & CO
CHARTERED ACCOUNTANTS
FRN : 108846W

For ABARNA & ANANTHAN
CHARTERED ACCOUNTANTS
FRN : 000003S

For S R GOYAL & CO
CHARTERED
ACCOUNTANTS
FRN : 001537C

For M C BHANDARI & CO
CHARTERED
ACCOUNTANTS
FRN : 303002E


(A GOPALAKRISHNAN)
PARTNER
MEMBERSHIP NO:018159


(RUSHIKESH VILAS
DESHPANDE)
PARTNER
MEMBERSHIP NO:114113


(S.ANANTHAN)
PARTNER
MEMBERSHIP NO:026379


(AJAY KUMAR ATOLIA)
PARTNER
MEMBERSHIP NO:077201


(AMIT BISWAS)
PARTNER
MEMBERSHIP NO:052296



CONSOLIDATED CASH FLOW STATEMENT FOR THE YEAR ENDED 31.03.2025

Particulars	(Rs in Crore)	
	31-03-2025 (AUDITED)	31-03-2024 (AUDITED)
CASH FLOW FROM OPERATING ACTIVITIES		
NET PROFIT AFTER TAX	17539.62	15278.57
ADD: PROVISION FOR TAX (INCL PROVISION FOR DEFERRED TAX)	5689.03	5217.20
NET PROFIT BEFORE TAX	23228.65	20495.77
ADJUSTMENTS FOR:		
Depreciation	869.77	901.73
(Profit)/Loss on revaluation of Investments	(403.28)	(2,779.39)
Provision for NPAs	9,590.62	8,881.98
Provision for Standard assets	335.96	207.64
Interest paid on Tier I & Tier II Bonds	2,685.24	2,560.52
Provision for contingencies and others	(68.29)	(289.63)
(Profit) / Loss on sale of Investment	(3,307.71)	(1,918.59)
(Profit) / Loss on sale of Fixed Assets	(2.27)	(16.31)
Provision for Non Performing Investments	(1,094.65)	949.92
SUB TOTAL	8,605.39	8,497.87
ADJUSTMENTS FOR:		
(Increase)/ Decrease in Investments	(18,480.56)	(41,976.88)
(Increase)/ Decrease in Advances	(1,27,136.10)	(1,09,739.38)
Increase/ (Decrease) in Borrowings	30,027.55	(1,438.61)
Increase/ (Decrease) in Deposits	1,44,252.56	1,33,155.99
(Increase)/ Decrease in Other Assets	(760.45)	2,316.14
Increase/ (Decrease) in Other Liabilities and Provisions	4,845.52	6,529.76
Increase/ (Decrease) in Minority Interest	189.36	96.65
SUB TOTAL	32,937.89	(11,058.33)
LESS: NET INCOME TAX (PAID) / REFUND	(4,103.36)	(2,890.81)
NET CASH GENERATED FROM OPERATING ACTIVITIES (A)	60,668.58	15,046.50
CASH FLOW FROM INVESTING ACTIVITIES		
(Increase)/ Decrease in investment in Associates	(818.66)	(589.41)
Increase/ (Decrease) in other reserves	(2,804.46)	94.56
Net inflow/ outflow from sale/ purchase of fixed assets	1,161.87	(1,253.15)
NET CASH GENERATED FROM INVESTING ACTIVITIES (B)	(2,461.24)	(1,748.00)
CASH FLOW FROM FINANCING ACTIVITIES		
Payment of Dividend	(2,920.75)	(2,176.95)
Payment of interest on bonds	(2,685.24)	(2,560.52)
Fresh issue of bonds including sub-ordinated debts	7,000.00	3,403.00
Redemption of bonds including sub-ordinated debts	(4,900.00)	(2,500.00)
Fresh issue of capital & security premium	-	-
NET CASH GENERATED FROM FINANCING ACTIVITIES (C)	(3,505.99)	(3,834.47)
Net Cash Flows on Account Of Exchange Fluctuation (D)	24.08	(2.16)
NET INCREASE/ (DECREASE) IN CASH AND CASH EQUIVALENTS (A+B+C+D)	54,725.42	9,461.87
OPENING CASH AND CASH EQUIVALENTS	1,51,164.69	1,41,702.82
CLOSING CASH AND CASH EQUIVALENTS	2,05,890.11	1,51,164.69



NOTES TO CASH FLOW STATEMENT:

1. The Cash Flow Statement has been prepared under the Indirect Method (AS-3) and figures has been re-grouped wherever considered necessary
2. Cash and Cash equivalents includes Cash on hand, Balance with RBI & Other Banks and Money at Call and Short Notice:

Components of Cash & Cash Equivalents	31-03-2025 (AUDITED)	31-03-2024 (AUDITED)
Cash & Balance with RBI	90,047.68	71,134.88
Balances with Banks and Money at Call and Short Notice	1,15,842.43	80,029.81
Total	2,05,890.11	1,51,164.69

ANJANEYULU CHERUKURI
DIVISIONAL MANAGER

SHEIKH MOHD.WASEEM
DIVISIONAL MANAGER

DEEPAK KUMAR JEN
ASST GENERAL MANAGER

MOHD MOIN
ASST GENERAL MANAGER

AMIT MITTAL
GENERAL MANAGER & GCFO

S K MAJUMDAR
EXECUTIVE DIRECTOR

BHAVENDRA KUMAR
EXECUTIVE DIRECTOR

HARDEEP SINGH AHLUWALIA
EXECUTIVE DIRECTOR

DEBASHISH MUKHERJEE
EXECUTIVE DIRECTOR

K SATYANARAYANA RAJU
MANAGING DIRECTOR & CHIEF EXECUTIVE OFFICER

VIJAY SRIRANGAN
CHAIRMAN

PARSHANT KUMAR GOYAL
DIRECTOR

ROHIT DAS
DIRECTOR

BIMAL PRASAD SHARMA
DIRECTOR

ABHA SINGH YADUVANSHI
DIRECTOR

HEMANTH BUCH
DIRECTOR

NALINI PADMAMABHAN
DIRECTOR

AS PER OUR REPORT OF EVEN DATE

For K VENKATACHALAM AIYER & CO
CHARTERED ACCOUNTANTS
FRN : 004610S

For RODI DABIR & CO
CHARTERED ACCOUNTANTS
FRN : 108846W

For ABARNA & ANANTHAN
CHARTERED ACCOUNTANTS
FRN : 000003S

For S R GOYAL & CO
CHARTERED ACCOUNTANTS
FRN : 001537C

For M C BHANDARI & CO
CHARTERED ACCOUNTANTS
FRN : 303002E

(A GOPALAKRISHNAN)
PARTNER
MEMBERSHIP NO:018159

(RUSHIKESH VILAS
DESHPANDE)
PARTNER
MEMBERSHIP NO:114113

(S.ANANTHAN)
PARTNER
MEMBERSHIP NO:026379

(AJAY KUMAR ATOLIA)
PARTNER
MEMBERSHIP NO:077201

(AMIT BISWAS)
PARTNER
MEMBERSHIP NO:052296



Independent Auditors' Report

To,

The Board of Directors

Canara Bank,

Bengaluru.

Opinion

1. We have audited the accompanying standalone financial results of Canara Bank (the "Bank") for the quarter and year ended March 31, 2025 ("the statement"), attached herewith, being submitted by the Bank pursuant to the requirement of Regulation 33 & Regulation 52 of the SEBI (Listing Obligations and Disclosure Requirements) Regulations, 2015, as amended ("Listing Regulations"), except for the disclosures relating to Pillar 3 disclosure as at March 31, 2025, including "leverage ratio" and "liquidity coverage ratio" under Basel III Capital Regulations as have been disclosed on the Bank's website and in respect of which a link has been provided in the financial results and have not been audited by us.

The Statement includes returns for the year ended on that date of:

- i) The Head Office, 20 Branches, 1 Integrated Treasury Wing audited by us.
- ii) 2637 domestic branches audited by statutory branch auditors.
- iii) 4 Foreign branches audited by respective local auditors.

The branches audited by us and those audited by other auditors have been selected by the Bank in accordance with the guidelines issued to the Bank by the Reserve Bank of India. Also incorporated in the Balance Sheet, the Profit and Loss Account and Statement of Cash Flows are the returns from 7192 domestic branches which have not been subjected to audit. These unaudited branches account for 27.25% of advances, 55.31% of deposits, 27.22% of interest income and 52.92% of interest expenses.



2. In our opinion and to the best of our information and according to the explanations given to us, the statement:

- i. is presented in accordance with the requirements of Regulation 33 & Regulation 52 of the Listing Regulation 63(2) in this regard except for the disclosures relating to Pillar 3 disclosure as at March 31, 2025, including leverage ratio, net stable funding ratio and liquidity coverage ratio under Basel III Capital Regulations as have been disclosed on the Bank's website and in respect of which a link has been provided in the financial results and have not been audited by us; and
- ii. give a true and fair view in conformity with the recognition and measurement principles laid down in the applicable accounting standards, relevant provisions of Banking Regulation Act, 1949, circulars, guidelines and directions issued by RBI and other accounting principles generally accepted in India of the standalone net profit and other financial information for the quarter and year ended March 31, 2025.

Basis for Opinion

3. We conducted our audit in accordance with the Standards on Auditing (SAs) issued by the Institute of Chartered Accountants of India ("the ICAI"). Our responsibilities under those Standards are further described in the Auditor's Responsibilities for the Audit of the Standalone Financial Results section of our report. We are independent of the Bank in accordance with the Code of Ethics issued by the ICAI together with the ethical requirements that are relevant to our audit of the standalone financial results, and we have fulfilled our other ethical responsibilities in accordance with these requirements and the Code of Ethics. We believe that the audit evidence we have obtained is sufficient and appropriate to provide a basis for our opinion.



Board of Directors' Responsibility for the Standalone Financial Results

4. The statement has been compiled from the related audited Annual Standalone Financial Statements and approved by the Board of Directors in their meeting held on 08.05.2025. The Bank's Board of Directors are responsible for the preparation of these standalone Financial Results that give a true and fair view of the net profit and other financial information of the Bank in accordance with the relevant Accounting Standards, issued by the ICAI, the relevant provisions of the Banking Regulation Act, 1949, the circulars, guidelines and directions issued by the Reserve Bank of India (RBI) from time to time ('RBI Guidelines') and other accounting principles generally accepted in India and in compliance with Regulation 33 & Regulation 52 of the Listing Regulations. This responsibility also includes maintenance of adequate accounting records in accordance with the provisions of the Banking Regulation Act, 1949 for safeguarding of the assets of the Bank and for preventing and detecting frauds and other irregularities; selection and application of appropriate accounting policies; making judgments and estimates that are reasonable and prudent; and design, implementation and maintenance of adequate internal financial controls that were operating effectively for ensuring the accuracy and completeness of the accounting records, relevant to the preparation and presentation of the standalone financial results that give a true and fair view and are free from material misstatement, whether due to fraud or error.
5. In preparing the standalone financial results, the Board of Directors are responsible for assessing the Bank's ability to continue as a going concern, disclosing, as applicable, matters related to going concern and using the going concern basis of accounting unless the Board of Directors either intends to liquidate the Bank or to cease operations, or has no realistic alternative but to do so.
6. The Board of Directors are also responsible for overseeing the Bank's financial reporting process.



Auditor's Responsibilities for the Audit of the Standalone Financial Results

7. Our objectives are to obtain reasonable assurance about whether the standalone statement as a whole is free from material misstatement, whether due to fraud or error, and to issue an auditor's report that includes our opinion. Reasonable assurance is a high level of assurance, but is not a guarantee that an audit conducted in accordance with SAs will always detect a material misstatement when it exists. Misstatements can arise from fraud or error and are considered material if, individually or in the aggregate, they could reasonably be expected to influence the economic decisions of users taken on the basis of these standalone financial results. As part of an audit in accordance with SAs, we exercise professional judgment and maintain professional scepticism throughout the audit. We also:


- i. Identify and assess the risks of material misstatement of the standalone financial results, whether due to fraud or error, design and perform audit procedures responsive to those risks, and obtain audit evidence that is sufficient and appropriate to provide a basis for our opinion. The risk of not detecting a material misstatement resulting from fraud is higher than for one resulting from error, as fraud may involve collusion, forgery, intentional omissions, misrepresentations, or the override of internal controls.
- ii. Obtain an understanding of internal controls relevant to the audit in order to design audit procedures that are appropriate in the circumstances.
- iii. Evaluate the appropriateness of accounting policies used and the reasonableness of accounting estimates and related disclosures made by the Board of Directors.
- iv. Conclude on the appropriateness of the Board of Directors' use of the going concern basis of accounting and, based on the audit evidence obtained, whether a material uncertainty exists related to events or conditions that may cast significant doubt on the Bank's ability to continue as a going concern. If we conclude that a material uncertainty exists, we are required to draw attention in our auditor's report to the related disclosures in the standalone financial results or, if such disclosures are inadequate, to modify our opinion. Our conclusions are based on the audit evidence obtained up to the date of our auditor's report. However, future events or conditions may cause the Bank to cease to continue as a going concern.



- v. Evaluate the overall presentation, structure and content of the standalone financial results, including the disclosures, and whether the standalone financial results represent the underlying transactions and events in a manner that achieves fair presentation.
- Materiality is the magnitude of misstatements in the financial statements that, individually or in aggregate, makes it probable that the economic decisions of a reasonably knowledgeable user of the financial statements may be influenced. We consider quantitative materiality and qualitative factors in (I) planning the scope of our audit work and in evaluating the results of our work; and (II) to evaluate the effect of any identified misstatements in the financial statements.
8. We communicate with those charged with governance regarding, among other matters, the planned scope and timing of the audit and significant audit findings, including any significant deficiencies in internal control that we identify during our audit.
9. We also provide those charged with governance with a statement that we have complied with relevant ethical requirements regarding independence, and to communicate with them all relationships and other matters that may reasonably be thought to bear on our independence, and where applicable, related safeguards.

Other Matters

10. These standalone financial results incorporate the relevant returns of 20 branches, Integrated Treasury Wing audited by us and 2641 branches (including 4 foreign branches) audited by the other auditors specially appointed for this purpose. These branches audited by other auditors cover 43.01 % of advances, 45.39% of deposits and 46.89 % of Non-performing assets as on March 31, 2025 and 42.54 % of revenue for the financial year ended March 31, 2025. The financial statements and relevant returns of these branches audited by the Bank's Statutory Branch Auditors whose reports have been furnished to us by the management of the Bank and our opinion so far as it relates to the amounts and disclosure included in respect of branches, is based solely on the reports of such Branch Auditors.
11. In conduct of our audit, we have taken note of the unaudited returns in respect of 7192 branches certified by the respective branch's management. These unaudited branches cover 25.67 % of advances, 50.34 % of deposits, 17.26 % of Non-performing assets as on March 31, 2025 and 26.27% of revenue for the year ended March 31, 2025.



K. VENKATACHALAM AIYER & CO
CHARTERED ACCOUNTANTS

RODI DABIR & CO
CHARTERED ACCOUNTANTS

ABARNA & ANANTHAN
CHARTERED ACCOUNTANTS

S R GOYAL & CO
CHARTERED ACCOUNTANTS

M C BHANDARI & CO
CHARTERED ACCOUNTANTS

12. We report that the figures for the quarter ended March 31, 2025, represent the balancing figures between the audited figures in respect of the financial year ended March 31, 2025, and the published year-to-date figures up to December 31, 2024 which were previously subjected to limited review by us as required under listing regulations.

13. The standalone financial results of the bank for the quarter and year ended March 31, 2024, included in this statement, were audited by five joint auditors of the bank, three of whom were predecessor audit firms, and they had expressed an unmodified opinion on standalone financial results vide their report dated May 08, 2024.

Our opinion is not modified in respect of these matters.

For K VENKATACHALAM AIYER & CO
CHARTERED ACCOUNTANTS
FRN : 004610S



(A. GOPALAKRISHNAN)
PARTNER

MEMBERSHIP NO: 018159
UDIN: 25018159BMOSRH2125

For RODI DABIR & CO
CHARTERED ACCOUNTANTS
FRN : 108846W



(RUSHIKESH VILAS DESHPANDE)
PARTNER

MEMBERSHIP NO: 114113
UDIN: 25114113BMKXCZ9220

For ABARNA & ANANTHAN
CHARTERED ACCOUNTANTS
FRN : 000003S



(S. ANANTHAN)
PARTNER

MEMBERSHIP NO: 026379
UDIN: 25026379BNQJHE1561

For S R GOYAL & CO
CHARTERED ACCOUNTANTS
FRN : 001537C



(AJAY KUMAR ATOLIA)
PARTNER

MEMBERSHIP NO: 077201
UDIN: 25077201BMLJOF8943

For M C BHANDARI & CO
CHARTERED ACCOUNTANTS
FRN : 303002E

(AMIT BISWAS)
PARTNER

MEMBERSHIP NO: 052296
UDIN: 25052296BMNXFY5020



Place of Signature: Bengaluru
Date of Report: 08.05.2025

Independent Auditors' Report on Consolidated Financial Results for Quarter and Year ended 31st March 2025 of Canara Bank pursuant to the Regulation 33 and Regulation 52 of the SEBI (Listing Obligations and Disclosure Requirements) Regulations, 2015, as amended

To
The Board of Directors,
Canara Bank,
Bengaluru

Report on the Audit of the Consolidated Financial Results

Opinion

1. We have audited the accompanying statement of consolidated financial results of Canara Bank ("the Parent"/"the Bank"), its subsidiaries (the Parent and its subsidiaries together referred to as "the Group"), and its share of the net profit after tax of its associates for the quarter and year ended 31st March, 2025 ("the Statement") attached herewith, being submitted by the Parent pursuant to the requirements of Regulation 33 & Regulation 52 of the SEBI (Listing Obligations and Disclosure Requirements) Regulations, 2015 as amended ("the Listing Regulations"), except for the disclosures relating to Pillar 3 disclosure as at 31st March, 2025, including Leverage Ratio, Liquidity Coverage Ratio and Net Stable Funding Ratio (NSFR) under Basel III Capital Regulations as have been disclosed on the Bank's website and in respect of which a link has been provided in the Statement, have not been audited by us.
2. In our opinion and to the best of our information and according to the explanations given to us, and based on the consideration of the reports of the other auditors on separate audited financial statements of 8 subsidiaries and 2 associates and the management's certified financial statements of 1 subsidiary and 3 associates, the aforesaid Consolidated Financial Results:
 - a. include the financial results of the following entities:

Name of the Entity	Relationship
Canara Bank	Parent
Canbank Financial Services Limited	Subsidiary
Canbank Factors Limited	Subsidiary
Canara Robeco Asset Management Company Limited	Subsidiary
Canbank Computer Services Limited	Subsidiary
Canara Bank Securities Limited (formerly GILT Securities Trading Corpn. Ltd.)	Subsidiary
Canara HSBC Life Insurance Company Limited (formerly Canara HSBC Oriental Bank of Commerce Life Insurance Company Ltd.)	Subsidiary
Canbank Venture Capital Fund Limited	Subsidiary
Canara Tanzania Limited (In Liquidation)	Subsidiary



(formerly Canara Bank (Tanzania) Limited)	
CRMF Trustee Private Limited	Subsidiary
Canfin Homes Limited	Associate
Karnataka Gramin Bank	Associate
Kerala Gramin Bank	Associate
Andhra Pragathi Grameena Bank	Associate
Karnataka Vikas Grameena Bank	Associate

- b. are presented in accordance with the requirements of Regulation 33 & Regulation 52 of the Listing Regulations except for the disclosures relating to consolidated Pillar 3 disclosure as at 31st March, 2025, including Leverage Ratio, Liquidity Coverage Ratio and Net Stable Funding Ratio under Basel III Capital Regulations as have been disclosed on the Bank's website and in respect of which a link has been provided in the consolidated Financial Results and have not been audited by us; and
- c. give a true and fair view, in conformity with the recognition and measurement principles laid down in the applicable accounting standards, relevant provisions of Banking Regulation Act 1949, Circulars, Guidelines and directions issued by Reserve Bank of India from time to time (RBI Guidelines) and other accounting principles generally accepted in India, of the consolidated net profit and other financial information of the Group and its associates for the quarter and year ended 31st March, 2025.

Basis for Opinion

3. We conducted our audit in accordance with the Standards on Auditing (SAs) specified under section 143(10) of the Companies Act, 2013 and the Institute of Chartered Accountants of India. Our responsibilities under those Standards are further described in the 'Auditor's Responsibilities for the Audit of the consolidated financial Results' section of our report. We are independent of the Group and its associates in accordance with the Code of Ethics issued by the Institute of Chartered Accountants of India ('ICAI') together with the ethical requirements that are relevant to our audit of the consolidated financial Result, and we have fulfilled our other ethical responsibilities in accordance with these requirements and the Code of Ethics. We believe that the audit evidence obtained by us and other auditors in terms of their reports referred to in "Other Matter" paragraph below, is sufficient and appropriate to provide a basis for our audit opinion.

Board of Directors' Responsibility for the Consolidated Financial Results:

4. These Consolidated Financial Results has been compiled from the related audited Annual Consolidated Financial Statements. The Bank's Board of Directors are responsible for the preparation of these Consolidated Financial results that give a true and fair view of the financial position and financial performance and other financial information of the Group including its associates in accordance with the recognition and measurement principles laid down in Accounting Standards issued by the Institute of Chartered Accountants of India, the relevant provisions of the Banking Regulation Act, 1949, the



circulars, guidelines and directions issued by the Reserve Bank of India (RBI) from time to time, judicial pronouncements and other accounting principles generally accepted in India and in compliance with Regulation 33 & Regulation 52 of the Listing Regulations. The respective Board of Directors of the entities included in the Group and of its associates are responsible for maintenance of adequate accounting records in accordance with the provisions of the Banking Regulations Act, 1949 for safeguarding of the assets of the Group and for preventing and detecting frauds and other irregularities; selection and application of appropriate accounting policies; making judgments and estimates that are reasonable and prudent; and design, implementation and maintenance of adequate internal financial controls that were operating effectively, for ensuring the accuracy and completeness of the accounting records, relevant to the preparation and presentation of the Consolidated Financial Results that give a true and fair view and are free from material misstatement, whether due to fraud or error, which have been used for the purpose of preparation of the Statement by the Directors of the Bank, as aforesaid.

5. In preparing the consolidated financial results, the respective Board of Directors of the entities included in the Group and of its associates are responsible for assessing the ability of the Group and of its associates to continue as a going concern, disclosing, as applicable, matters related to going concern and using the going concern basis of accounting unless the respective Board of Directors either intends to liquidate the Group and of its associates or to cease operations, or has no realistic alternative but to do so.
6. The respective Board of Directors of the entities included in the Group and of its associates are responsible for overseeing the financial reporting process of the Group and of its associates.

Auditors' Responsibilities for the Audit of the Consolidated Financial Results

7. Our objectives are to obtain reasonable assurance about whether the Consolidated Financial Results as a whole are free from material misstatement, whether due to fraud or error, and to issue an auditor's report that includes our opinion. Reasonable assurance is a high level of assurance, but is not a guarantee that an audit conducted in accordance with SAs will always detect a material misstatement when it exists. Misstatements can arise from fraud or error and are considered material if, individually or in the aggregate, they could reasonably be expected to influence the economic decisions of users taken on the basis of these Consolidated Financial Results.

As part of an audit in accordance with SAs, we exercise professional judgment and maintain professional scepticism throughout the audit. We also:


- i. Identify and assess the risks of material misstatement of the Consolidated Financial Results, whether due to fraud or error, design and perform audit procedures responsive to those risks, and obtain audit evidence that is sufficient and appropriate to provide a basis for our opinion. The risk of not detecting a material misstatement resulting from fraud is higher than for one resulting from error, as fraud may involve collusion, forgery, intentional omissions, misrepresentations, or the override of internal control.



- ii. Obtain an understanding of internal control relevant to the audit in order to design audit procedures that are appropriate in the circumstances.
- iii. Evaluate the appropriateness of accounting policies used and the reasonableness of accounting estimates and related disclosures made by the Board of Directors.
- iv. Conclude on the appropriateness of the Board of Directors' use of the going concern basis of accounting and, based on the audit evidence obtained, whether a material uncertainty exists related to events or conditions that may cast significant doubt on the ability of the Group and its associates to continue as a going concern. If we conclude that a material uncertainty exists, we are required to draw attention in our auditor's report to the related disclosures in the Consolidated Financial Results or, if such disclosures are inadequate, to modify our opinion. Our conclusions are based on the audit evidence obtained up to the date of our auditor's report. However, future events or conditions may cause the Group and its associates to cease to continue as a going concern.
- v. Evaluate the overall presentation, structure and content of the Consolidated Financial Results, including the disclosures, and whether the Consolidated Financial Results represent the underlying transactions and events in a manner that achieves fair presentation.
- vi. Obtain sufficient appropriate audit evidence regarding the Consolidated Financial Results/Financial Information of the entities within the Group and its associates to express an opinion on the Consolidated Financial Results. We are responsible for the direction, supervision and performance of the audit of financial information of such entities included in the Consolidated Financial Results of which we are the independent auditors. For the other entities included in the Consolidated Financial Results, which have been audited by other auditors, such other auditors remain responsible for the direction, supervision and performance of the audits carried out by them. We remain solely responsible for our audit opinion.

Materiality is the magnitude of misstatements in the consolidated financial statements that, individually or in aggregate, makes it probable that the economic decisions of a reasonably knowledgeable user of the Consolidated Financial Results may be influenced. We consider quantitative materiality and qualitative factors in (i) planning the scope of our audit work and in evaluating the results of our work; and (ii) to evaluate the effect of any identified misstatements in the consolidated financial statements.

8. We communicate with those charged with governance of the Bank and such other entities included in the consolidated financial results of which we are the independent auditors regarding, amongst other matters, the planned scope and timing of the audit and significant audit findings, including any significant deficiencies in internal control that we identify during our audit.
9. We also provide those charged with governance with a statement that we have complied with relevant ethical requirements regarding independence, and to communicate with them all relationships and other



matters that may reasonably be thought to bear on our independence, and where applicable, related safeguards.

10. We also performed procedures in accordance with the circular issued by the SEBI under Regulation 33(8) of the Listing Regulations, as amended, to the extent applicable.

Other Matters

11. (i) The consolidated financial results include audited financial results/statements and other financial information, in respect of:
- a. Eight (08) subsidiaries whose financial results/statements reflect total assets of Rs. 44,136.78 crores as at 31st March, 2025, total revenues of Rs.3,199.50 crores and Rs. 11,599.05 crores, and total net profit after tax of Rs. 94.81 crores and Rs. 309.33 crores for the quarter and year ended 31st March, 2025 respectively as considered in the Statement.
 - b. Two (02) associate whose financial results/statement reflect Group's share of Net Profit after Tax of Rs. 115.97 crores and Rs. 480.85 crores for the quarter and year ended 31st March, 2025 respectively, as considered in the Statement.

Their respective independent Auditors have audited the same and these independent auditors' reports on financial statements/results of these entities have been furnished to us by the management and our opinion on the consolidated financial results, in so far as it relates to the amounts and disclosures included in respect of these entities, is based solely on the report of such auditors and the procedures performed by us are as stated in paragraph above.

- (ii) The consolidated financial results also include the unaudited financial results/statements and other financial information, in respect of:
- a. One (01) subsidiary reflecting total assets of Rs. 0.0963 crores as at 31st March, 2025, and nil revenue and net loss after tax of Rs. 0.0137 crores for the quarter and year ended 31st March, 2025 respectively.
 - b. Three (03) associates, which include Group's share in net profit/ (Loss) after tax of Rs. 102.19 crores and Rs. 124.94 crores for the quarter and year ended 31st March, 2025 respectively, as considered in the Statement.

These financial statements are unaudited and have been furnished to us by the Management and our opinion on the consolidated financial results, in so far as it relates to the amounts and disclosures included in respect of these associates and our report in so far as it relates to the aforesaid associates, is based solely on such unaudited financial statements/financial information. In our opinion and according to the information and explanations given to us by the Management, these financial statements are not material to the Group.



Our opinion on the consolidated financial results is not modified in respect of the above matters with respect to our reliance on the work done and the reports of the other auditors and the financial statements / financial information certified by the Management.

12. The auditors of Canara HSBC Life Insurance Company Ltd (formerly Canara HSBC Oriental Bank of Commerce Life Insurance Company Ltd.), a subsidiary, have reported that the actuarial valuation of liabilities for life policies in force is the responsibility of the Company's Appointed Actuary (the Appointed Actuary). The actuarial valuation of these liabilities as at 31st March, 2025 for policies in force and policies in respect of which premium has been discontinued but liability exists as at that date has been duly certified by the Appointed Actuary. The Appointed Actuary has certified to the company that the assumptions for such valuations are in accordance with the guidelines and norms issued by the Insurance Regulatory and Development Authority of India (IRDAI) and the Institute of Actuaries of India in concurrence with the IRDAI. Further, the concerned Component Auditor has reported that they had relied upon the Appointed Actuary's certificate in this regard and their opinion in so far as it relates to the actuarial valuation is based solely on the certificate of the Appointed Actuary. Our opinion is not modified in respect of this matter.
13. The auditors of Canbank Venture Capital Fund Limited, a subsidiary, have reported under 'Emphasis of Matter' para of their Audit Report that, as a matter of practice the company files Return of Income in respect of accrued income from investment based on Form No 64 and 64C issued by the venture capital funds. Although the company does not recognize the accrued income from venture capital funds in the books of accounts, the company is declaring the same in their Return of Income and paying taxes thereon. Our opinion is not modified in respect of this matter.
14. The auditors of Canbank Financial Services Limited, a subsidiary, have reported under 'Material uncertainty relating to Going Concern' para of their Audit Report that the Company had prepared its financial statements on a going concern basis notwithstanding the fact that the Company is not carrying out the primary NBFC activities stipulated by RBI and the Company is also trying to dispose-off its financial assets. The Auditor further reported that in the preparation of the financial statements, the management has made an assessment on its working capital sufficiency with the support of a cash projection. The management has concluded that the Company shall have sufficient working capital to finance their operations and the management believes that no material uncertainty exists over the ability of the Company to continue on a going concern basis. Accordingly, the financial statements do not include any adjustments relating to the recoverability and classification of recorded asset amounts or to the amounts and classification of liabilities that may be necessary if the Company is unable to continue as a going concern. The Auditor had not modified his opinion in respect of the matter. Our opinion is not modified in this regard.
15. Figures for the quarter ended 31st March, 2025 represent the balancing figures between the audited figures in respect of the financial year ended 31st March, 2025 and the published unaudited year-to-date figures up to 31st December, 2024 which were subjected to limited review by us.

Our opinion on the consolidated financial results is not modified in respect of above matter.



K. VENKATACHALAM AIYER & CO
CHARTERED ACCOUNTANTS

RODI DABIR & CO
CHARTERED ACCOUNTANTS

ABARNA & ANANTHAN
CHARTERED ACCOUNTANTS

S R GOYAL & CO
CHARTERED ACCOUNTANTS

M C BHANDARI & CO
CHARTERED ACCOUNTANTS

16. The consolidated financial results of the bank for the quarter and year ended 31st March 2024, included in this statement, were audited by five joint auditors of the bank, three of whom were predecessor audit firms, and they had expressed an unmodified opinion on standalone financial results vide their report dated May 08, 2024.

For K. VENKATACHALAM & CO
CHARTERED ACCOUNTANTS
FRN : 004610S


(A GOPALAKRISHNAN)

PARTNER
MEMBERSHIP NO: 018159
UDIN: 25018159BMOSRI4925



For S R GOYAL & CO
CHARTERED ACCOUNTANTS
FRN : 001537C


(AJAY KUMAR ATOLIA)
PARTNER
MEMBERSHIP NO: 077201
UDIN: 25077201BMLJOG5156



For RODI DABIR & CO
CHARTERED ACCOUNTANTS
FRN : 108846W


(RUSHIKESH VILAS DESHPANDE)

PARTNER
MEMBERSHIP NO: 114113
UDIN: 25114113BMKYDA6548



For ABARNA & ANANTHAN
CHARTERED ACCOUNTANTS
FRN : 000003S


(S. ANANTHAN)

PARTNER
MEMBERSHIP NO: 026379
UDIN: 25026379BNQJHF7137



For M C BHANDARI & CO
CHARTERED ACCOUNTANTS
FRN : 303002E


(AMIT BISWAS)
PARTNER
MEMBERSHIP NO: 053126
UDIN: 25052296BMNXFZ3127



Date of Report: 08.05.2025
Place of Signature: Bengaluru



Head Office - Bengaluru

Format for Disclosing Outstanding default on Loans and Debt Securities as on 31.03.2025

₹.In Crore		
Sr. No.	Particulars	Amount
1.	Loans / revolving facilities like cash credit from banks / financial institutions	
A	Total amount outstanding as on date	-
B	Of the total amount outstanding, amount of default as on date	-
2.	Unlisted debt securities i.e. NCDs and NCRPS	
A	Total amount outstanding as on date	-
B	Of the total amount outstanding, amount of default as on date	-
3.	Total financial indebtedness of the listed entity including short-term and long-term debt	89665.12


Amit Mittal
General Manager & GCFO

Date: 08.05.2025

Place: Bengaluru

Consolidated disclosure of related party transactions and balances for the Half Year Ended 31st March, 2025

Names of related parties and their relationship with the Bank- Parent – Canara Bank

1. Names of Related parties and their relationship with the Bank- Parent
Canara Bank

Key Management Personnel –

- i) Shri. K. Satyanarayana Raju, Managing Director & Chief Executive Officer
- ii) Shri Debashish Mukherjee, Executive Director
- iii) Shri Ashok Chandra, Ex Executive Director (Till 16.01.2025)
- iv) Shri Hardeep Singh Ahluwalia, Executive Director
- v) Shri Bhavendra Kumar, Executive Director
- vi) Shri S K Majumdar, Executive Director (w.e.f from 23.03.2025)
- vii) Shri Amit Mittal, Group Chief Financial Officer (w.e.f from 25.03.2025)
- viii) Santosh Kumar Barik, Company Secretary

Parent-

- i) Canara Bank

Subsidiaries –

- i) Canbank Financial Services Ltd.
- ii) Canbank Venture Capital Fund Ltd.
- iii) Canbank Factors Ltd.
- iv) Canara Robecco Asset Management Company Ltd.
- v) Canbank Computer Services Ltd.
- vi) Canara Bank Securities Ltd. (formerly GILT Securities Trading Corpn. Ltd)
- vii) Canara HSBC Life Insurance Company Ltd
- viii) Canara Bank (Tanzania) Ltd.
- ix) CRMS Trustee Pvt Ltd.

Joint Ventures

Nil

Associates –

- i) Canfin Homes Ltd.
- ii) Regional Rural Banks sponsored by the Bank
 - a) Karnataka Gramin Bank (Erstwhile Pragati Krishna Gramin Bank)
 - b) Kerala Gramin Bank (Erstwhile South Malabar Gramin Bank)
 - c) Andhra Pragathi Grameena Bank
 - d) Karnataka Vikas Grameena Bank



1.2 Remuneration to Key Management Personnel during year ended 31st March,2025 are as under

(Amount in Rs.)

NAME & PERIOD	DESIGNATION	2023-24	2024-25
Sri K SATYANARAYANA RAJU	Managing Director & Chief Executive Officer	38,61,277.58	42,41,160.00
Sri DEBASHISH MUKHERJEE	Executive Director	36,18,756.00	39,12,885.00
Sri ASHOK CHANDRA (Till 16.01.2025)	Ex-Executive Director	34,61,076.00	30,57,596.00
Sri HARDEEP SINGH AHLUWALIA	Executive Director	31,12,162.57	34,66,935.00
Sri BHAVENDRA KUMAR (From 09.10.2023)	Executive Director	15,72,693.17	35,27,076.00
Sri S K MAJUMDAR (From 24.03.2025)	Executive Director	-	69,807.48
Sri BRIJ MOHAN SHARMA (Till 23.03.2025)	Executive Director	40,42,310.00	-
Sri S K MAJUMDAR (Till 24.03.2025)	Group Chief Financial Officer (GCFO)	41,29,546.44	75,92,849.87
Sri Amit Mittal (From 25.03.2025)	Group Chief Financial Officer (GCFO)	-	63,696.66
Sri SANTOSH KUMAR BARIK (From 21.04.2023)	Company Secretary of The Bank	23,72,882.88	25,01,214.81
Sri VINAY MOHTA (Till 20.04.2023)	Ex-Company Secretary of The Bank	1,40,595.05 (20 Days Salary)	-
	Total	2,63,11,299.69	2,84,33,220.82

In terms of paragraph 5 of AS 18, transactions in the nature of Banker-Customer relationship including those with Key Management Personnel and relatives of Key Management Personnel have not been disclosed.



Related Party Transactions for half year ended 31st Mar, 2025

(Amount in Rs Cr.)

Additional disclosure of related party transactions - applicable only in case the related party transaction relates to loans, inter-corporate deposits, advances or investments made or given by the listed entity/subsidiary. These details need to be disclosed only once, during the reporting period when such transaction was

Sr.No	Details of the party (listed entity /subsidiary) entering into the transaction	Details of the counterparty Relationship of the counterparty with the listed entity or its subsidiary	Type of related party transaction	Value of the related party transaction as approved by the audit committee	Value of transaction during the reporting period	In case monies are due to either party as a result of		In case any financial indebtedness is incurred			Details of the loans, inter-corporate deposits, advances or investments				
						Opening balance (As on 01st Oct, 2024)	Closing balance (As on 31st,Mar, 2025)	Nature of indebtedness (loan/ issuance of debt/ any other etc.)	Cost	Tenure	Nature (loan/ advance/ inter-corporate deposit/ investment)	Interest Rate (%)	Tenure	Secured/ unsecured	Purpose for which the funds will be utilised by the ultimate recipient of funds (end-usage)
1	Canara Bank	Directors/KMP	Remmuneration paid to Directors/ KMP (FY 2025)		2.84	0.00	0.00								
2	Canara Bank	Subsidiaries	Bank Balance		0.06	68.60	150.48								
3	Canara Bank	Subsidiaries	Rendering of Services		242.66	6.39	4.57								
4	Canara Bank	Subsidiaries	Bank Deposit placed with Canara bank		0.00	82.29	0.00								
5	Canara Bank	Subsidiaries	Premium Paid		243.08	0.00									
6	Canara Bank	Subsidiaries	Receiving of Services		0.19	0.04	0.00								
7	Canara Bank	Subsidiaries	Dividend Received		24.71	0.00									
8	Canara Bank	Subsidiaries	Interest Paid/ Payable		10.75	0.41	1.22								
9	Canara Bank	Subsidiaries	Reimbursement of Salaries /allowances/ sitting Fees to Directors		2.36	0.33	0.13								
10	Canara Bank	Subsidiaries	Rent Received/Receivable		1.29	0.03	0.03								
11	Canara Bank	Associates & JV	Bank Balance		1.74	38.50	43.10								
12	Canara Bank	Associates & JV	Rendering of Services		0.37	0.00	0.00								
13	Canara Bank	Associates & JV	Bank Deposit placed with Canara Bank		0.00	455.65	0.00								
14	Canara Bank	Associates & JV	Dividend Received		15.98	0.00	0.00								
15	Canara Bank	Associates & JV	Interest Paid		33.80	0.00	0.00								
16	Canara Bank	Associates & JV	Interest Received		145.89	0.00	0.00								
17	Canara Bank	Associates & JV	Investment in Canara Bank Share		0.00	0.89	0.00								
18	Canara Bank	Associates & JV	Reimbursement of Salaries /allowances/ sitting Fees to Directors		8.39	0.00	0.00								
19	Canara Bank	Associates & JV	Rent Received		0.75	0.00	0.00								

NA

NA



Confidential

20	Canara Bank	Associates & JV	Brokerage paid		0.00	0.00	0.00
21	Canara Bank	Associates & JV	Dividend paid		0.12	0.00	0.00
22	Group Entity	Group Entity	Bank Balance		0.00	6.26	12.91
23	Group Entity	Group Entity	Rendering of Services		26.19	6.68	8.66
24	Group Entity	Group Entity	Premium paid		0.00	0.00	0.00
25	Group Entity	Group Entity	Investment in Mutual Funds		16.01	31.74	42.47
26	Group Entity	Group Entity	Premium Received		44.42	0.00	0.00
27	Group Entity	Group Entity	Brokerage paid		0.49	0.00	0.00
28	Group Entity	Group Entity	Brokerage Received		0.56	0.00	0.00

NA

1. The above disclosure on related party transactions is pursuant to regulation 23(9) of SEBI (Listing Obligations Disclosure Requirements)

2. As Listed banks shall not be required to provide the disclosures with respect to related party transactions involving loans, inter-corporate deposits, advances or investments made or given by the listed banks, such disclosures have not been made.



To
The Debenture Trustees / Stock Exchanges

Certificate with reference to Security Cover/ Covenants in respect of Listed Secured Non-Convertible Debt Securities year ended 31.03.2025

Ref: Regulation 54(2) read with regulation 56 (1) (d) of SEBI (LODR) Regulation, 2015 (as amended from time to time) & SEBI/HO/MIRSD/MIRSD_CRADT/CIR/P/2022/67 dated 19.05.2022

Based on examination of books of accounts and other relevant records/documents, we hereby certify that

- a) The listed entity has vide its Board Resolution and information memorandum/ offer document and under various Debenture Trust Deeds, has issued the following listed Non-Convertible Debt Securities:

ISIN NO.	Private Placement/ Public Issue	Secured/Unsecured	TOTAL AMT IN CRORES
INE476A08043	Private placement	Unsecured	900.00
INE476A08118	Private placement	Unsecured	120.00
INE476A08159	Private placement	Unsecured	1,000.00
INE476A08050	Private placement	Unsecured	3,000.00
INE476A08167	Private placement	Unsecured	2,000.00
INE476A08175	Private placement	Unsecured	2,000.00
INE476A08084	Private placement	Unsecured	1,012.00
INE476A08183	Private placement	Unsecured	2,000.00
INE667A08039	Private placement	Unsecured	1,000.00
INE476A08092	Private placement	Unsecured	169.10
INE476A08126	Private placement	Unsecured	1,500.00
INE476A08134	Private placement	Unsecured	1,500.00
INE667A08047	Private placement	Unsecured	750.00
INE476A08142	Private placement	Unsecured	2,500.00
INE476A09264	Private placement	Unsecured	1,500.00
INE476A08100	Private placement	Unsecured	1,635.00
INE476A08191	Private placement	Unsecured	5,000.00
INE476A08209	Private placement	Unsecured	5,000.00
INE476A08217	Private placement	Unsecured	1,403.00
INE476A08225	Private placement	Unsecured	2,000.00
INE476A08233	Private placement	Unsecured	10,000.00
INE476A08241	Private placement	Unsecured	3,000.00
INE476A08258	Private placement	Unsecured	4,000.00
GRAND TOTAL			52,989.10

b) Security Cover for listed unsecured debt securities:

As per Annexure attached.



Column A	Column B	Column C i	Column Dii	Column Eiii	Column Fiv	Column Gv	Column Hvi	Column Ivii	Column J	Column K	Column L	Column M	Column N	Column O	Column P
Particulars		Exclusi ve Charge	Exclus ive Charg e	Pari- Passu Charge	Pari- Passu Charge	Pari- Passu Charge	Assets not offered as Securit y	Eliminati on (amount in negative)	(Total C to H)	Related to only those items covered by this certificate					Unsecured Bonds
	Description of asset for which this certificate relate	Debt for which this certifica te being issued	Other Secured Debt	Debt for which this certifica te being issued	Assets shared by pari passu debt holder (includes debt for which this certificate is issued & other debt	Other assets on which there is pari- Passu charge (excludin g items covered		debt amount considere d more than once (due to exclusive plus pari passu charge)		Market Value for Assets charged on Exclusive basis	Carrying /book value for exclusive charge assets where market value is not ascertainable or applicable (For Eg. Bank Balance, DSRA market value is not applicable)	Market Value for Pari passu charge Assets=	Carrying value/book value for pari passu charge assets where market value is not ascertainable or applicable (For Eg. Bank Balance, DSRA market value is not applicable)	Total Value(=K+L+M+N)	
					With pari- passu charge)	In column F)						Relating to Column F			
		Book Value	Book Value	Yes/ No	Book Value	Book Value									
ASSETS															Please refer Annexure I for Calculation of Security Cover ratio for Unsecured Bonds
Property, Plant and Equipment															
Capital Work-in- Progress															
Right of Use Assets															
<div><div><div>ABARNA & ANANTH Chartered FRN: 000603-S</div></div><div>NIL</div></div>															



Goodwill														
Intangible Assets														
Intangible Assets under Development														
Investments														
Loans														
Inventories														
Trade Receivable s														
Cash and Cash Equivalents														
Bank Balances other than Cash and Cash Equivalents														
Others														
Total														
LIABILITIES														
Debt securities to which this certificate pertains						NIL								
Other debt sharing pari-passu charge with above debt		not to be filled												
Other Debt														
Subordinated debt														



Confidential

Borrowings															
Bank															
Debt Securities															
Others															
Trade payables															
Lease Liabilities															
Provisions															
Others															
Total							NIL								
Cover on Book Value															
Cover on Market Value ^{ix}															
		Exclusiv e Security Cover Ratio			Pari- Passu Security Cover Ratio										



- i This column shall include book value of assets having exclusive charge and outstanding book value of debt for which this certificate is issued.
- ii This column shall include book value of assets having exclusive charge and outstanding book value of all corresponding debt other than column C.
- iii This column shall include debt for which this certificate is issued having any pari passu charge - Mention Yes, else No.
- iv This column shall include a) book value of assets having pari-passu charge b) outstanding book value of debt for which this certificate is issued and c). other debt sharing pari-passu charge along with debt for which certificate is issued.
- v This column shall include book value of all other assets having pari passu charge and outstanding book value of corresponding debt.
- vi This column shall include all those assets which are not charged and shall include all unsecured borrowings including subordinated debt and shall include only those assets which are paid-for.
- vii In order to match the liability amount with financials, it is necessary to eliminate the debt which has been counted more than once (included under exclusive charge column as also under pari passu). On the assets side, there shall not be elimination as there is no overlap.
- viii Assets which are considered at Market Value like Land, Building, Residential/ Commercial Real Estate to be stated at Market Value. Other assets having charge to be stated at book value/Carrying Value.
- ix The market value shall be calculated as per the total value of assets mentioned in Column O.



Annexure – I

Calculation of Security / Asset Cover for listed Non-Convertible debt securities

- i. The financial information as on 31.03.2025 has been extracted from the books of accounts for the period ended 31.03.2025 and other relevant records of the listed entity;
- ii. The assets of the listed entity provide coverage of times of the interest and principal amount, which is in accordance with the terms of issue/ debenture trust deed (calculation as per statement of asset cover ratio for the Secured debt securities - table – I): **Not Applicable**
- iii. The total assets of the listed entity provide coverage of 2.36 times of the principal, which is in accordance with the terms of issue (calculation as per statement of asset coverage ratio available for the unsecured debt securities - table – II) (as per requirement of Regulation 54 read with Regulation 56(1)(d) of LODR Regulations).

Table –I:

Sr. No.	Particulars		Amount
i.	Total assets available for secured Debt Securities' – (secured by either pari-passu or exclusive charge on assets)	A	NA
	Property Plant & Equipment (Fixed assets) - movable/immovable property etc.		NA
	Loans /advances given (net of provisions, NPAs and sell down portfolio), Debt Securities, other credit extended etc		NA
	Receivables including interest accrued on Term loan/ Debt Securities etc		NA
	Investment(s)		NA
	Cash and cash equivalents and other current/ Non-current assets		NA
ii.	Total borrowing through issue of secured Debt Securities (secured by either	B	NA
	Debt Securities (Provide details as per table below)		
	IND - AS adjustment for effective Interest rate on secured Debt Securities		
	Interest accrued/payable on secured Debt Securities		
iii.	Asset Coverage Ratio	A/B	NA
	(100% or higher as per the terms of offer document/information		



ISIN wise details


Rs. In Crore

Sl No.	ISIN NO.	Facility	Type of charge	Sanctioned Amount	Outstanding Amount As on 30-09-24	Cover Required	Assets Required
1	INE476A08043	BASEL III TIER II SERIES II - 2015-16	NA	900.00	900.00	Nil	Nil
2	INE476A08118	BASEL III AT I S-IV FY 2020-21	NA	120.00	120.00	Nil	Nil
3	INE476A08159	BASEL III AT I 2021-22 SR III	NA	1,000.00	1,000.00	Nil	Nil
4	INE476A08050	BASEL III TIER II 2016-17	NA	3,000.00	3,000.00	Nil	Nil
5	INE476A08167	BASEL III AT I 2022-23 Series I	NA	2,000.00	2,000.00	Nil	Nil
6	INE476A08175	BASEL III TIER II S-1	NA	2,000.00	2,000.00	Nil	Nil
7	INE476A08084	BASEL III AT I Bonds S-1 2020-21	NA	1,012.00	1,012.00	Nil	Nil
8	INE476A08183	BASEL III TIER I S-II	NA	2,000.00	2,000.00	Nil	Nil
9	INE667A08039	BASEL III TIER II	NA	1,000.00	1,000.00	Nil	Nil
10	INE476A08092	BASEL III AT I Bonds S-2 2020-21	NA	169.10	169.10	Nil	Nil
11	INE476A08126	BASEL III AT I 2021 S1	NA	1,500.00	1,500.00	Nil	Nil
12	INE476A08134	BASEL III AT I 2021-22 SR II	NA	1,500.00	1,500.00	Nil	Nil
13	INE667A08047	BASEL III TIER II	NA	750.00	750.00	Nil	Nil
14	INE476A08142	BASEL III TIER II S 1	NA	2,500.00	2,500.00	Nil	Nil
15	INE476A09264	BASEL III TIER II SERIES I - 2015-16	NA	1,500.00	1,500.00	Nil	Nil
16	INE476A08100	BASEL III AT I Bonds S-3 2020-21	NA	1,635.00	1,635.00	Nil	Nil
17	INE476A08191	LTB 2023 - 1	NA	5,000.00	5,000.00	Nil	Nil
18	INE476A08209	LTB 2023 - 2	NA	5,000.00	5,000.00	Nil	Nil
19	INE476A08217	BASEL III AT I 2023-24 Series I	NA	1,403.00	1,403.00	Nil	Nil
20	INE476A08225	BASEL III AT I 2023-24 Series II	NA	2,000.00	2,000.00	Nil	Nil
21	INE476A08233	CB LTB 2034	NA	10,000.00	10,000.00	Nil	Nil
22	INE476A08241	BASEL III AT I 2024-25 Series I	NA	3,000.00	3,000.00	Nil	Nil
23	INE476A08258	BASEL III TIER II 2024-25 Series I	NA	4,000.00	4,000.00	Nil	Nil
GRAND TOTAL				52,989.10	52,989.10		



Table-II

S.N.	Particulars		Amount (Rs. In Crore)
i.	Net assets of the listed entity available for unsecured lenders (Property Plant & Equipment (excluding intangible assets and prepaid expenses) + Investments + Cash & Bank Balances + Other current/ Non-current assets excluding deferred tax assets (-) Total assets available for secured lenders/creditors on pari passu/exclusive charge basis under the above heads (-) unsecured current/ non-current liabilities (-) interest accrued/ payable on unsecured borrowings)	A	125245.71
ii.	Total Borrowings (unsecured)	B	
	<input type="checkbox"/> Term loan		
	<input type="checkbox"/> Non-convertible Debt Securities		
	<input type="checkbox"/> CC/ OD Limits		
	<input type="checkbox"/> Other Borrowings		52989.10
	<input type="checkbox"/> IND - AS adjustment for effective Interest rate on unsecured borrowings		
iii.	Assets Coverage Ratio (100% or higher as per the terms of Offer Document/Information Memorandum/ Debenture Trust Deed)	(A/B)	2.36



c) Compliance of all the covenants / terms of the issue in respect of listed non-convertible debt securities Information under SEBI (LISTING OBLIGATION & DISCLOSURE REQUIREMENTS) Regulation, 2015 in terms of the provision of regulation 56(1)(d) as amended from time to time – Covenant Compliance Certificate as on 31.03.2025

We have examined the compliances made by the Bank in respect of the covenants / terms of the issue of the listed debt securities and certify that the covenants/terms of the issue have been complied by the Bank.

Based on the examination of the books of accounts and other relevant records/documents, we hereby certify that:

We certify that the company has complied with all the covenant/terms of the issue mentioned in the offer document/ Information Memorandum and/or Debenture Trust Deed for the above mentioned non-convertible debt securities.

Further, please find below list of the covenant which the company has failed to comply for the quarter:

Covenant	Document reference	Date of breach	Cure period (if any)
NIL			

Sign & Stamp of Statutory Auditor

For ABARNA & ANANTHAN
Chartered Accountants
F.R. No. – 000003S



S. Ananthan
PARTNER
M. No. – 026379
UDIN: 25026379 BNQ JHE 1561

Place: BENGALURU
Date: 08.05.2025



Statement of Deviation/Variation in Utilization of Funds Raised

[As per Regulation 32(1) of SEBI (LODR) Regulations, 2015]

Name of listed entity	CANARA BANK					
Mode of Fund Raising	Public Issues/Rights Issues/Preferential issues/QIP/Others					
Date of Raising Funds	NOT APPLICABLE FOR Q4 FY 2024-25					
Amount Raised	NOT APPLICABLE FOR Q4 FY 2024-25					
Report filed for Quarter ended	31.03.2025					
Monitoring Agency	NOT APPLICABLE					
Monitoring Agency Name, if applicable	NOT APPLICABLE					
Is there a Deviation / Variation in use of funds raised	NOT APPLICABLE					
If yes, whether the same is pursuant to change in terms of a contract or objects, which was approved by the shareholders	-					
If Yes, Date of shareholder Approval	-					
Explanation for the Deviation / Variation	-					
Comments of the Audit Committee after review	-					
Comments of the auditors, if any	-					
Objects for which funds have been raised and where there has been a deviation, in the following table	-					
Original Object	Modified Object, if any	Original Allocation	Modified allocation, if any	Funds Utilized	Amount of Deviation/Variation for the quarter according to applicable object	Remarks if any
Same as above	-	-	-	-	-	-

Deviation or variation could mean:
(a) Deviation in the objects or purposes for which the funds have been raised or
(b) Deviation in the amount of funds actually utilized as against what was originally disclosed or
(c) Change in terms of a contract referred to in the fund raising document i.e. prospectus, letter of offer, etc

Name of Signatory **Amit Mittal** Place: **Bengaluru**
Designation **GENERAL MANAGER & GCFO** Date: **08.05.2025**

सचिवीय विभाग

प्रधान कार्यालय

112, जे सी रोड, बेंगलूरु - 560002

E-Mail - hosecretarial@canarabank.com

Public

Secretarial Department

Head Office

112 J C Road, Bengaluru - 560002

www.canarabank.com

F +91 80 22248831

T +91 80 22100250

Confidential

**Statement of Utilization of Issue Proceeds and Statement of Deviation/Variation in Use of Proceeds of
Issue of Listed Non-Convertible Debt Securities**

[As per Regulation 52(7) & 52(7A) of SEBI (LODR) Regulations, 2015]

A. Statement of utilization of issue proceeds:

(Rs. in Crores)

Name of the Issuer	ISIN	Mode of Fund Raising (Public issues/Private placement)	Type of instrument	Date of raising funds	Amount Raised	Funds Utilized	Any deviation (Yes/No)	If 8 is Yes, then specify the purpose of for which the funds were utilized	Remarks, if any
1	2	3	4	5	6	7	8	9	10
CANARA BANK	INE476A08258	Private Placement	BASEL III TIER II 2024-25 Series I	18.03.2025	4,000	4,000	No	NA	NA
Total					4,000				

Name of Signatory: Amit Mittal
Designation: General Manager & GCFO

Place: Bengaluru
Date: 08.05.2025

सचिवीय विभाग
प्रधान कार्यालय
112, जे सी रोड, बेंगलूरु - 560002
E-Mail - hosecretarial@canarabank.com

Secretarial Department
Head Office
112 J C Road, Bengaluru - 560002
www.canarabank.com

F +91 80 22248831
T +91 80 22100250

**Statement of Utilization of Issue Proceeds and Statement of Deviation/Variation in Use of Proceeds of
Issue of Listed Non-Convertible Debt Securities**

[As per Regulation 52(7) 52(7A) of SEBI (LODR) Regulations, 2015]

B. Statement of deviation/ variation in use of Issue proceeds:

(Rs. in Crores)

Name of listed entity						CANARA BANK
Mode of Fund Raising						Private Placement
Type of instrument						Non-Convertible Debenture
Date of Raising Funds						18.03.2025
Amount Raised						4,000
Report filed for Quarter ended						31.03.2025
Is there a Deviation / Variation in use of funds raised?						No
Whether any approval is required to vary the objects of the issue stated in the prospectus/ offer document?						Not Applicable
If yes, details of the approval so required?						Not Applicable
Date of approval						Not Applicable
Explanation for the Deviation / Variation						Not Applicable
Comments of the audit committee after review						Not Applicable
Comments of the auditors, if any						Not Applicable
Objects for which funds have been raised and where there has been a deviation, in the following table						
Original Object	Modified Object, if any	Original Allocation	Modified allocation, if any	Funds Utilized	Amount of Deviation/Variation for the Quarter according to applicable object (INR Crores and in %)	Remarks, if any
Not Applicable						
Deviation could mean: (a) Deviation in the objects or purposes for which the funds have been raised (b) Deviation in the amount of funds actually utilized as against what was originally disclosed.						
Name of Signatory		Amit Mittal				Place: Bengaluru
Designation		General Manager & GCFO				Date: 08.05.2025

सचिवीय विभाग

प्रधान कार्यालय

112, जे सी रोड, बेंगलूरु - 560002

E-Mail - hosecretarial@canarabank.com

Public
Secretarial Department

Head Office

112 J C Road, Bengaluru - 560002

www.canarabank.com

F +91 80 22248831

T +91 80 22100250